

Welcome - Bula!

APNIC Member Meeting

3 September 2004

Nadi, Fiji

First we must thank...



CNC

中国网通



and...



Silver sponsors – APNIC member meeting



Agenda Overview - AM

:00

Welcome

9:15 - 9:45

Paul Wilson

9:45 - 10:00

PNIC update and financial report
APNIC Executive Council report

kinori Maemura
Paul Wilson

10:00 - 10:30

PNIC Stakeholder and Member Survey

10:30 - 11:00

Morning tea

11:00 - 12:00

RIR reports

ARIN report
- LACNIC report
- RIPE NCC report

Ray Plzak
Ray Plzak
Axel Pawlik

12:00 - 12:30

Open discussion (Open mic)

Agenda Overview - PM

12:30 - 14:00

Lunch

14:00 - 15:30

SIG and BOF reports

- Policy
- Database
- DNS operations
- IPv6 technical
- NIR
- IX
- Routing
- APOPS

- Takashi Arano
- Xing Li
- Joe Abley
- Kazu Yamamoto
- Akinori Maemura
- Philip Smith
- Philip Smith
- Philip Smith
- John H'ng
- Izumi Okutani

NIR training

NIR policy process

15:30 - 16:00

Afternoon tea

~~16:00 - 16:15~~
16:00 - 16:30

AC update

Kenny Huang

ICANN/NRO update

Paul Wilson

16:30 - 17:00

Open discussion (Open mic)

17:00 - 17:15

Next meeting and thanks

Paul Wilson

17:15

Close

Agenda Bashing

Questions or Suggestions?

Agenda Overview - AM

9:00	Welcome	
	APNIC update and financial report	Paul Wilson
9:15 - 9:45 9:45 - 10:00	APNIC Executive Council report	
10:00 - 10:30	APNIC Stakeholder and Member Survey	kinori Maemura Paul Wilson
	Morning tea	
10:30 - 11:00		
11:00 - 12:00	RIR reports	
	- ARIN report	Ray Plzak
	- LACNIC report	Ray Plzak
	RIPE NCC report	xel Pawlik
12:00 - 12:30	Open discussion (Open mic)	



APNIC update and financial report

Paul Wilson
Director General

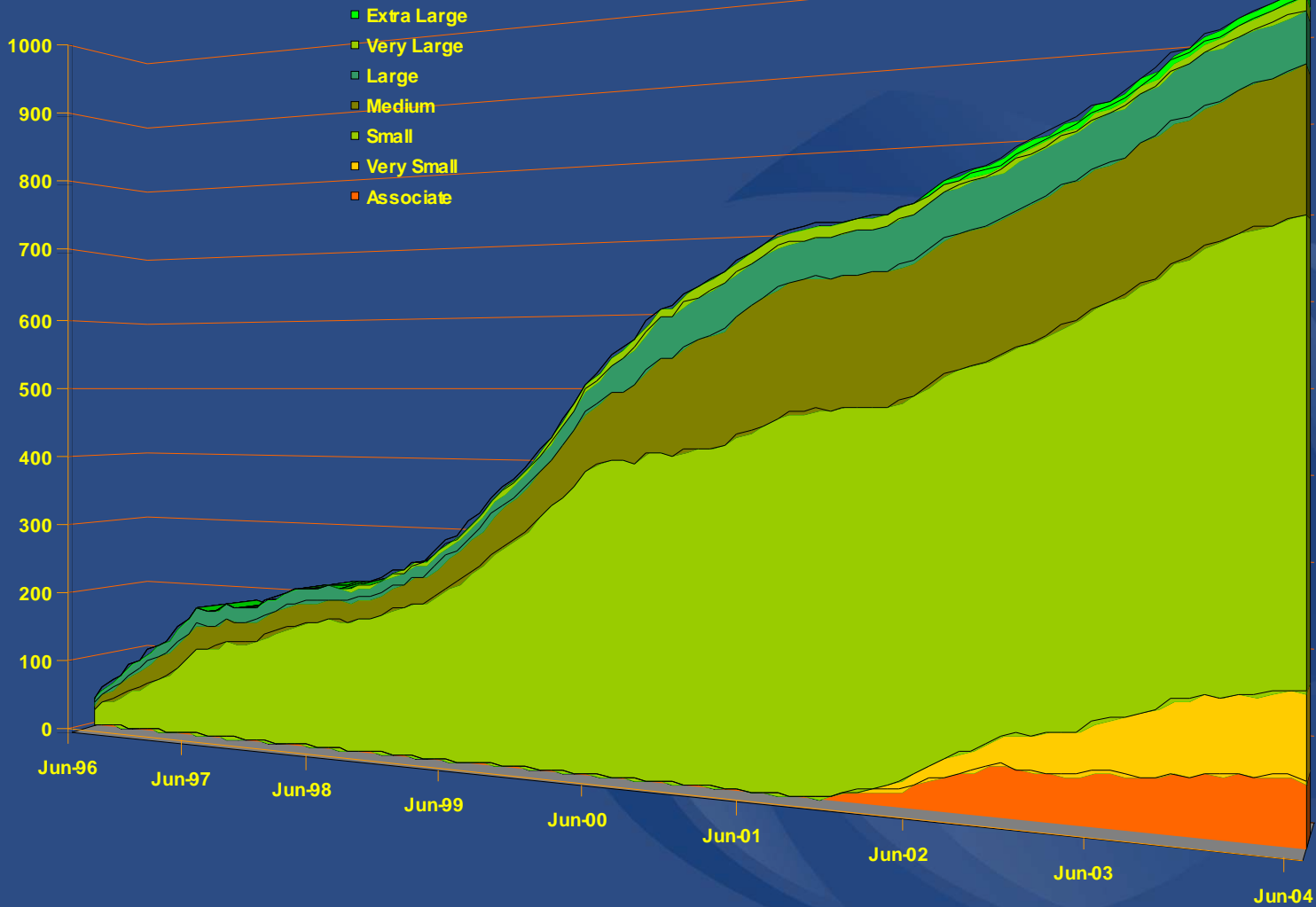
Report Overview

- Membership status
- Resource status
- Developments in 2004
- Third APNIC Member Survey
- APNIC Meetings
- Financial report to July 2004

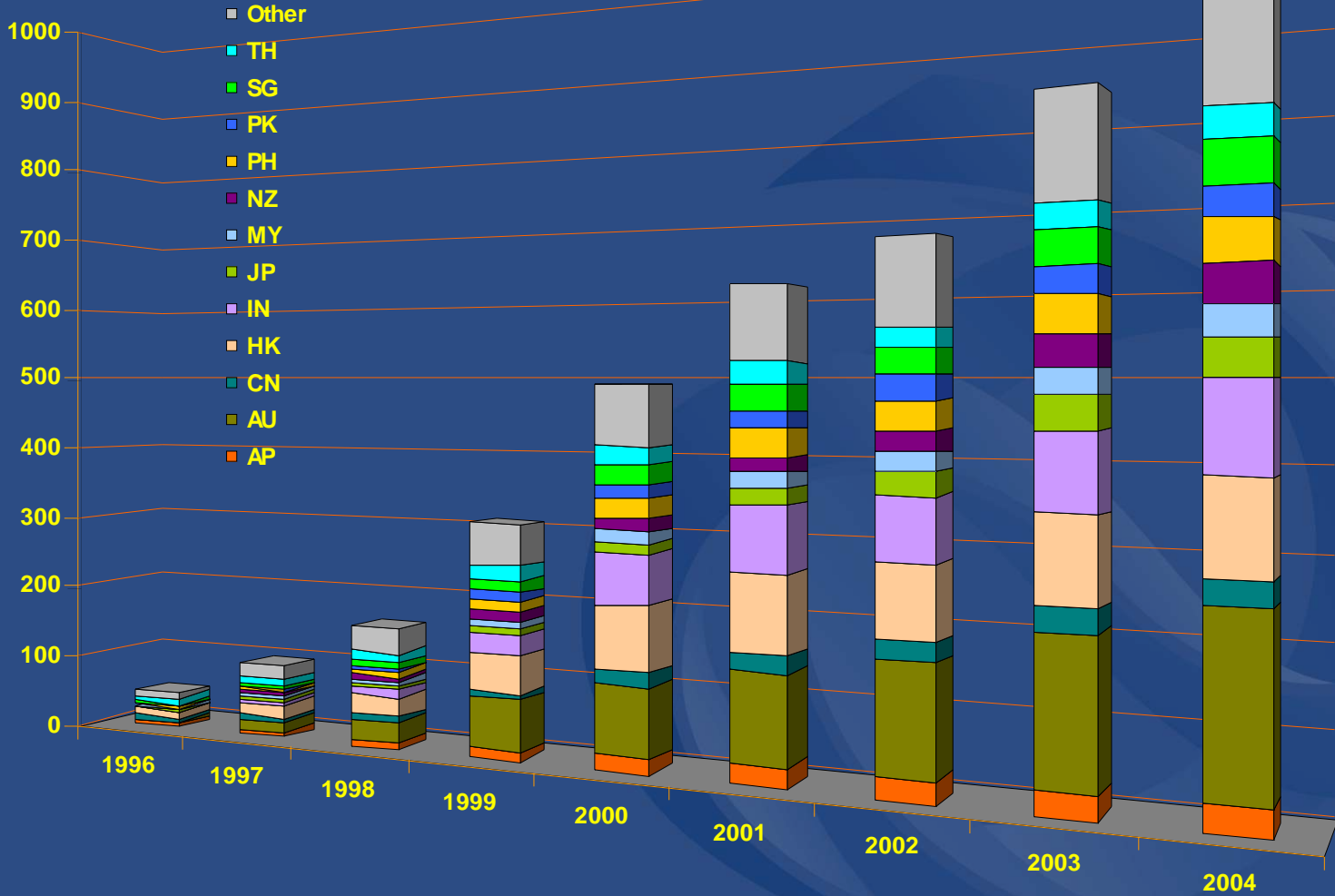
APNIC Status Report

Membership Status

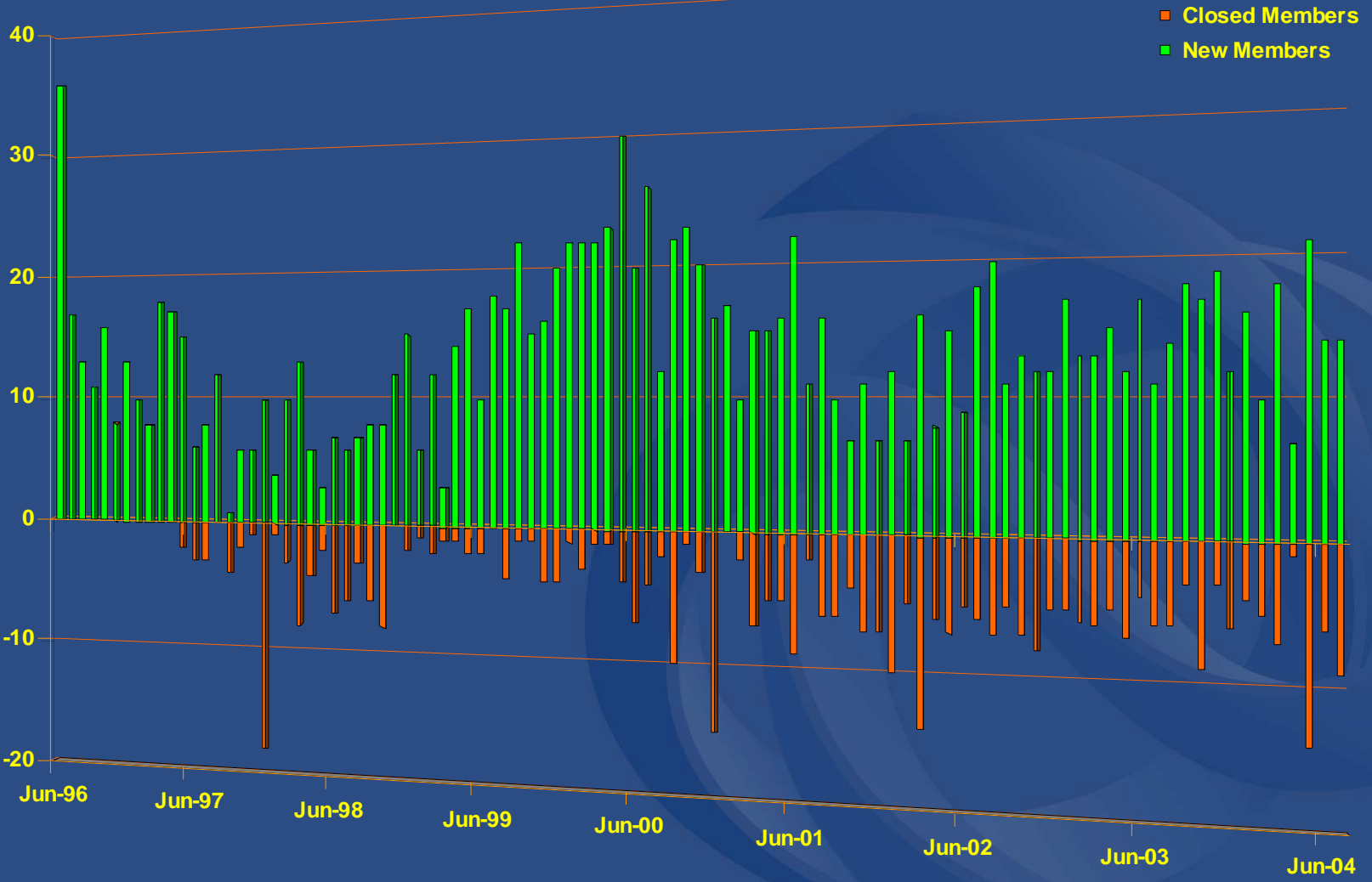
Total APNIC Membership



Total APNIC Membership



Membership Growth per Month

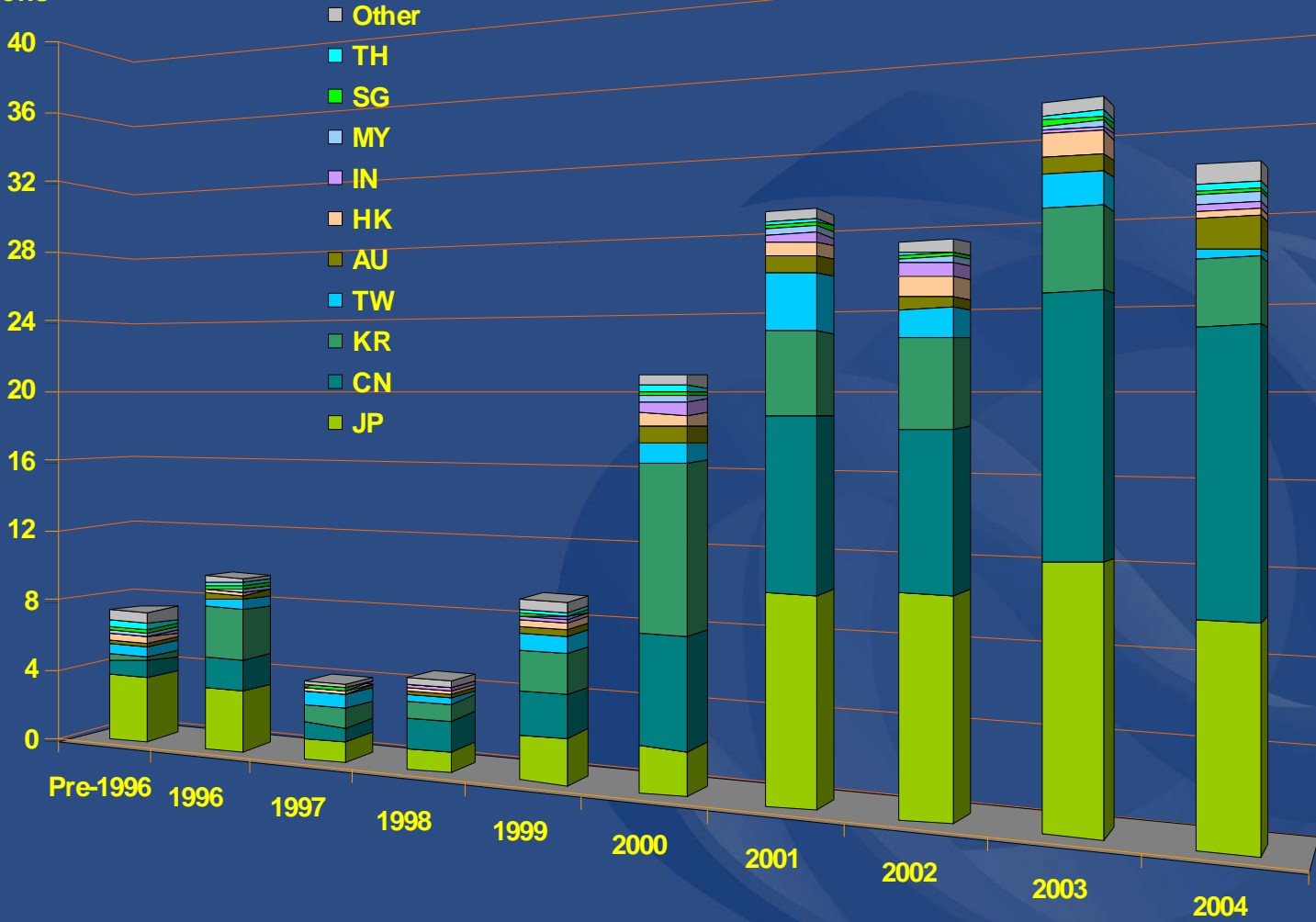


APNIC Status Report

Resource Status

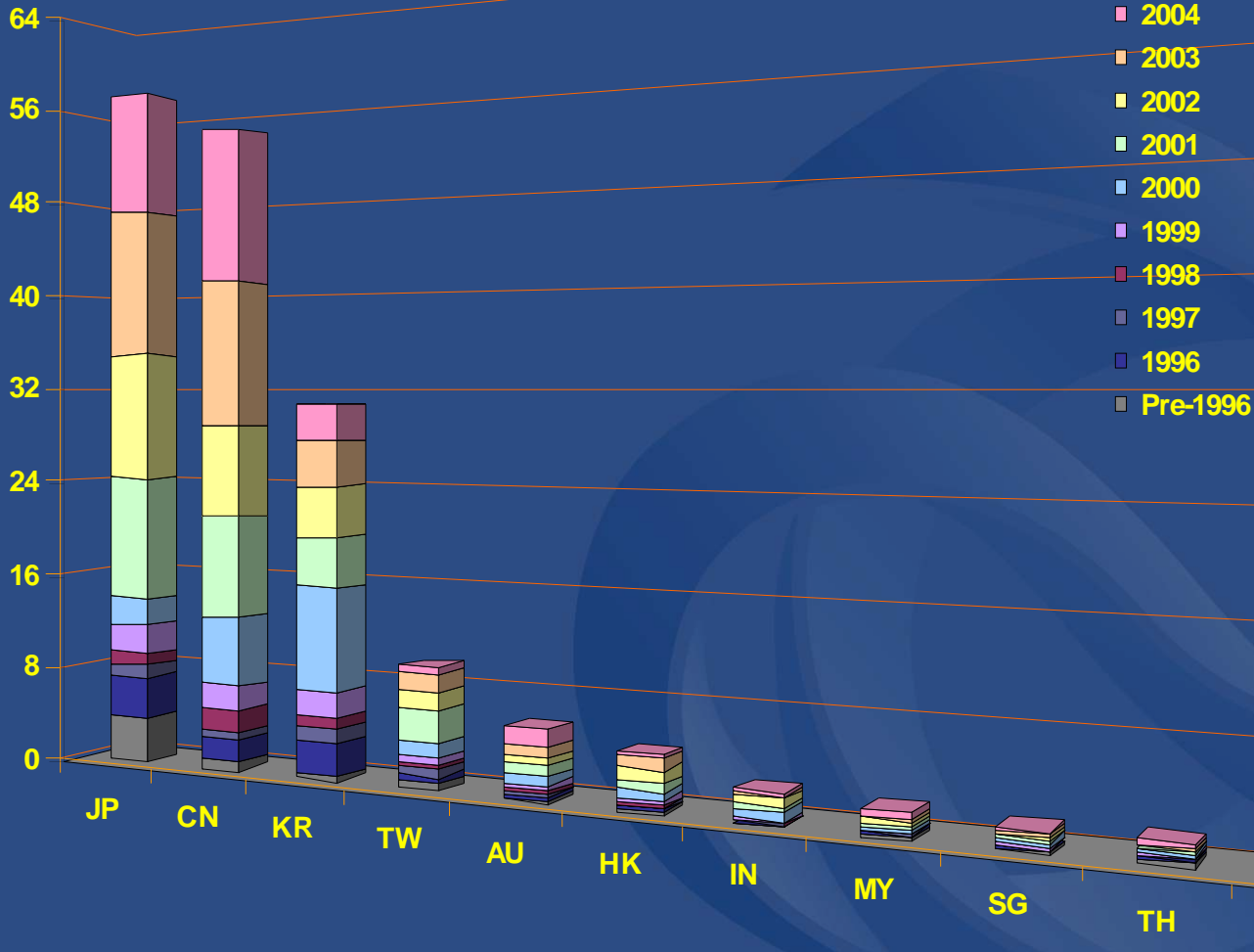
IPv4 Address Distribution

Millions

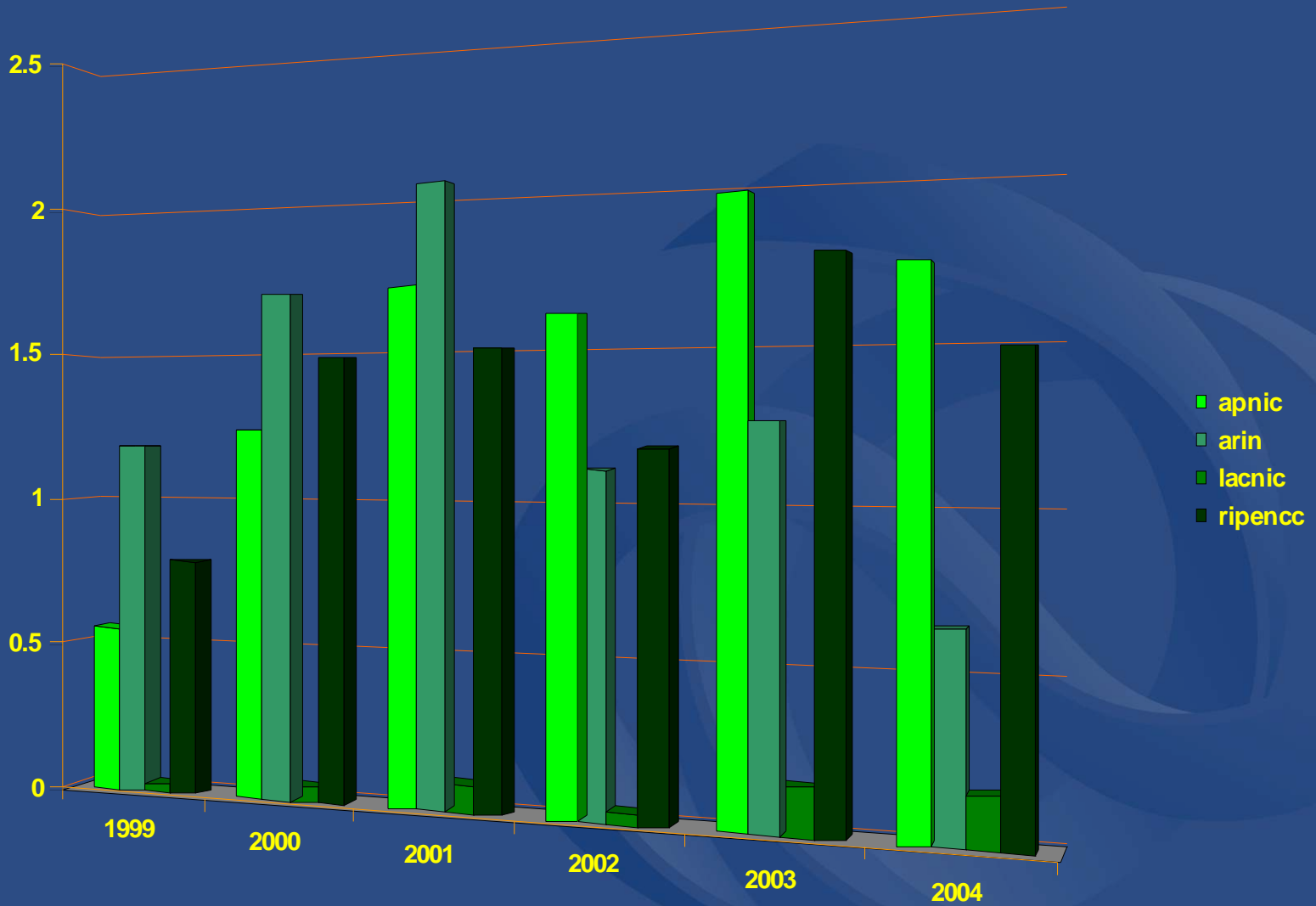


IPv4 Address Allocations - Annual

Millions



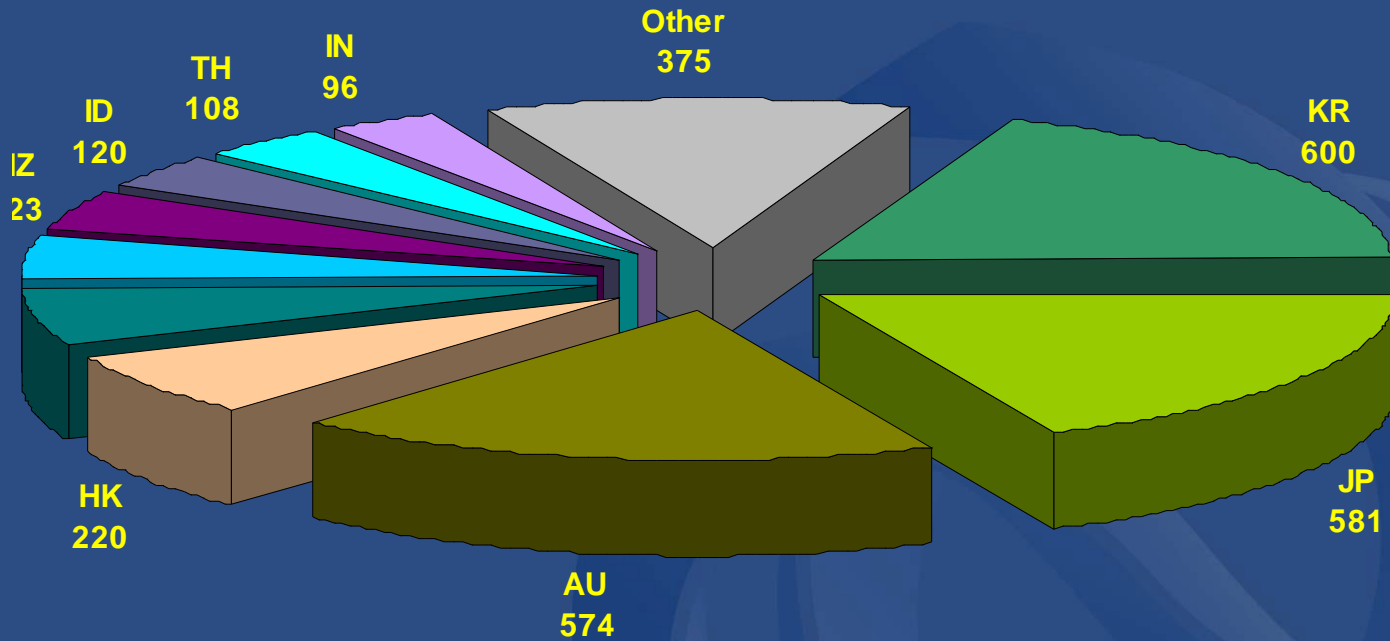
IPv4 Address Allocations - Global



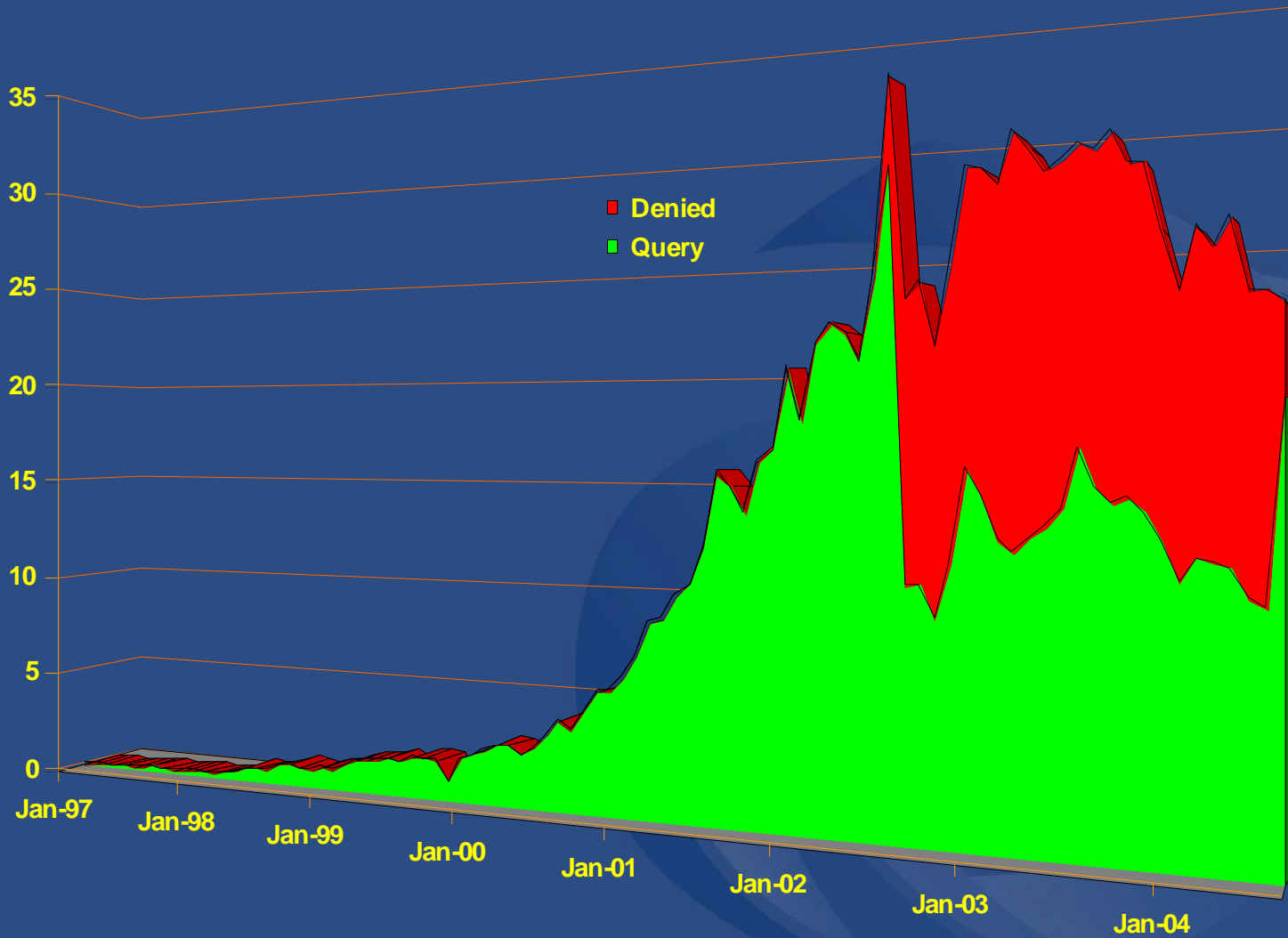
ASN Allocation - Monthly



ASN Allocations - Distribution



Whois queries per month



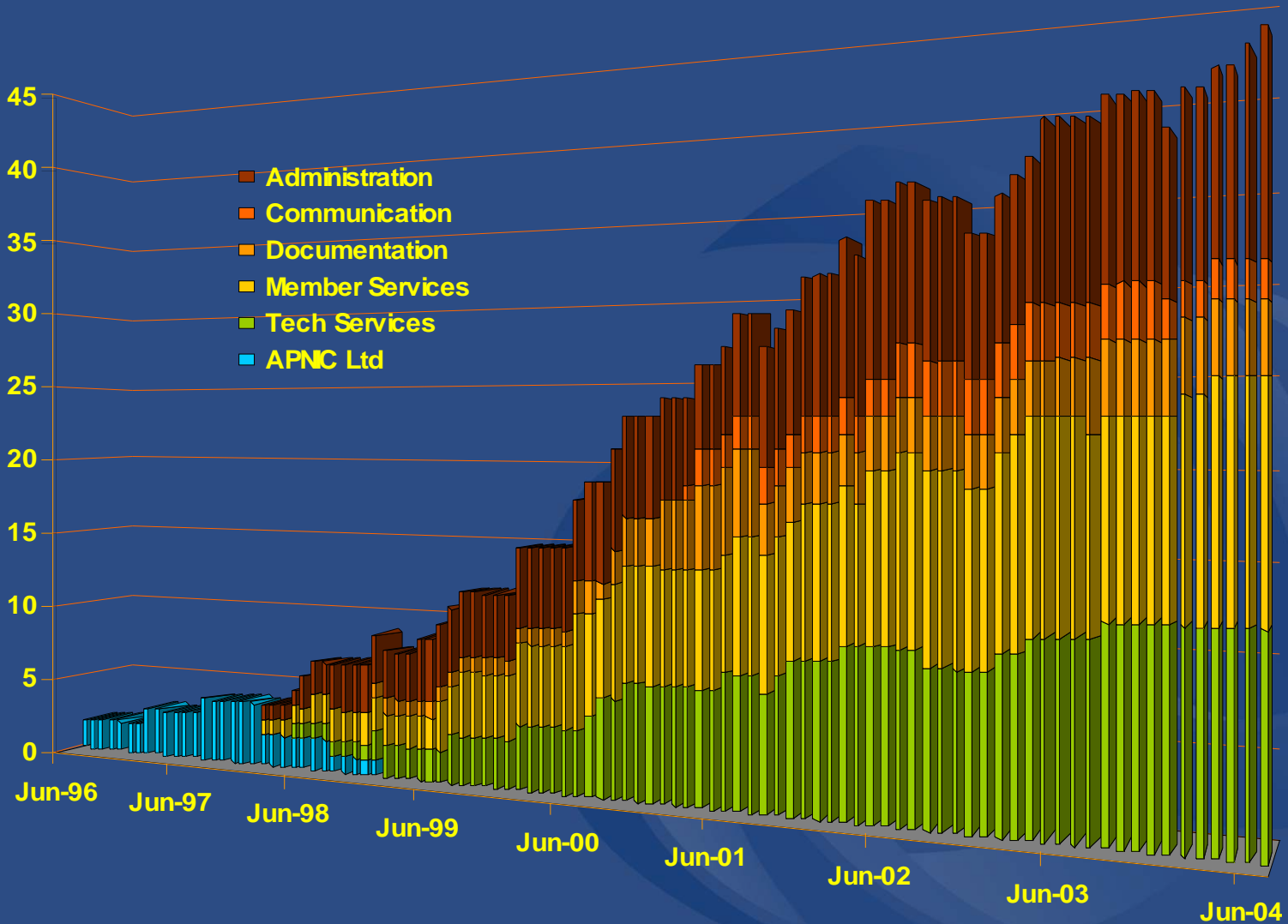
HTTP queries per month



APNIC Status Report

Secretariat Activities

APNIC secretariat staff



Member services

- Helpdesk
 - 1-day helpdesk turnaround on telephone and email
- MyAPNIC
 - More than 60% members signed up
 - Check out the demo!
- Planning
 - VOIP access
 - Later extended hours (South Asia)
 - ISP support website

Communications

- South Asia Liaison appointed
 - Kapil Chalwa
- APster
 - Latest issue published for APNIC18
 - www.apnic.net/apster
- Translation
 - APNIC brochures
 - CN(2), ID, JP, KR, TH, VN
 - Annual report 2003
 - Coming soon
- Liaison
 - IETF/IAB standards processes
 - IETF meetings
 - IPv6 6to4, ip6.int, ULA, HD-ratio etc

Technical services

- Root server deployments
 - Working with root operators (F, I, K)
 - New host locations welcome (send EOI's)



- APNIC PoPs 
 - Reliable distributed services
 - AU, JP, HK
 - Online services: reverse DNS, whois, www

Technical developments

- MyAPNIC development ongoing
- Internal administrative systems
 - Allocation and member management
 - Core database re-engineering
- Certification authority
 - Strong crypto hardware
- Meeting registration system
 - Redeveloped for all training and meeting needs
 - Used by APNIC, APRICOT, APAN, SANOG, AP*

Technical operations

- Service provisioning
 - Internal and external (extra NSs)
- Rootserver activities
 - Coordination and liaison
 - Installation support
- Early Registration Transfer (ERX)
 - Swamp remains: 192/8 (700 records)
 - Completed end 2004

Policy implementation

- Involve all staff: member services, technical, communications, admin...
- Including...
 - Lame delegation cleanup
 - Historical resource transfer
 - Historical resource protection
 - Public/hidden database attribute
 - Unused address recovery
 - Lower minimum allocation and criteria
 - Request form updates, documentation...

APNIC Status Report

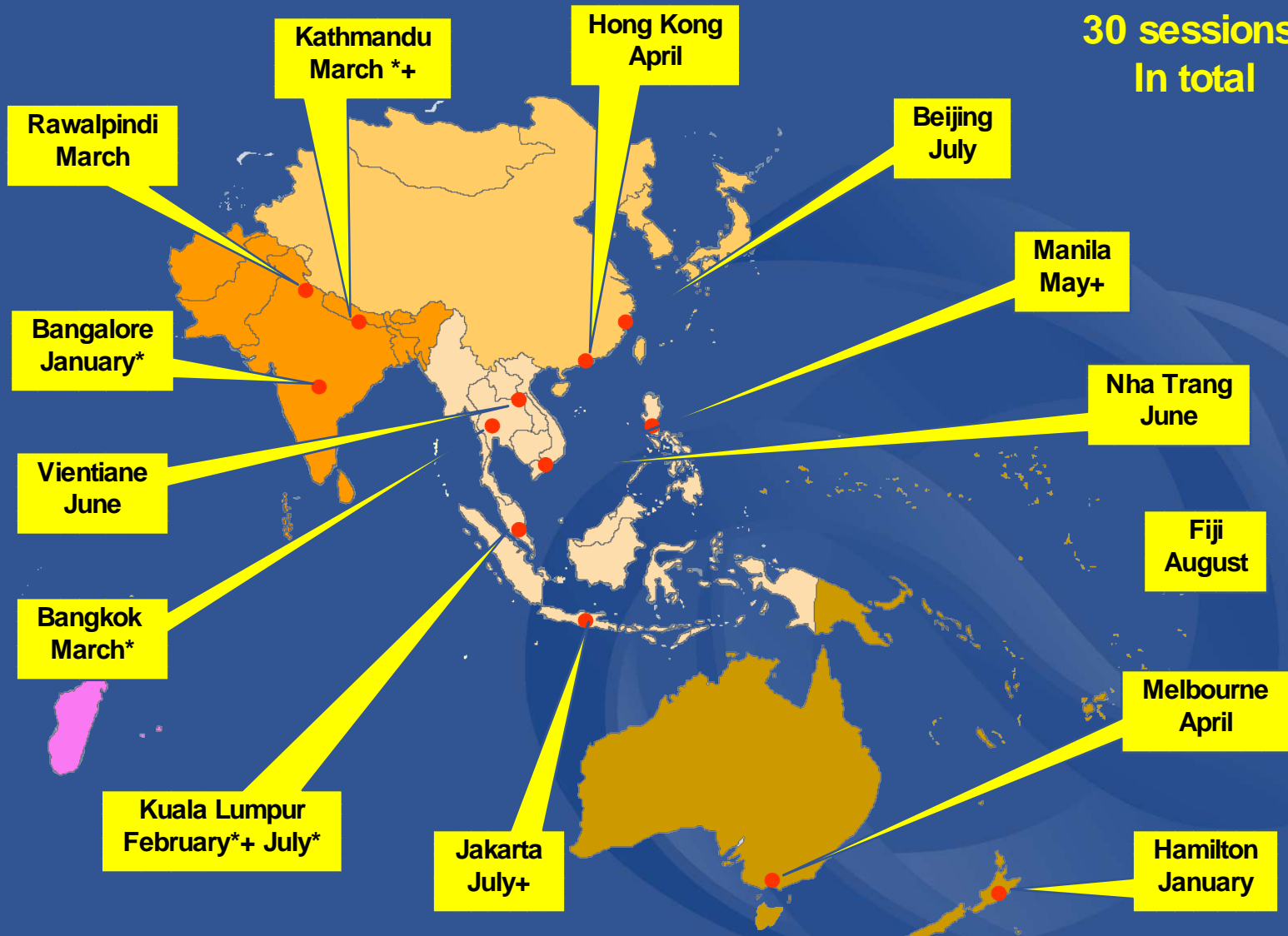
Training

Curriculum

- Core courses
 - Internet Resource Management I
 - Internet Resource Management II
 - Internet Resource Management Essentials
- Additional
 - DNS Workshop (2-day)
 - Advanced DNS Workshop (4-day)
 - IRR Tutorial
 - IPv6 Technicals *
 - Routing Workshop *

Training to date 2004

30 sessions
In total



(*) with DNS workshop

(+) with IRR tutorial



APNIC Status Report

Meetings

APNIC meetings

- Regular features
 - Multicast/webcast
 - Simultaneous translation (when needed)
 - Real-time reporting
 - Jabber (transcript and remote participation)
- Meetings in other venues
 - APRICOT 2004, KL (APNIC-17)
 - SANOG, Kathmandu
- Other
 - Policy lunch
 - Newcomers' breakfast
 - Fellowships
 - *Thanks to Softbank BB and other sponsors!*



New at APNIC 18!

APNIC CEOs' Meeting

Nadi, Fiji, 30 Aug 2004

- First ever APNIC event for CEOs and Snr Executives
 - APNIC business and operating model
 - Global issues affecting IP addressing
 - Training and Resource Services updates
 - Provide input into APNIC strategy and policy
 - Networking with peers
- Attended by 24 guests – CEOs, EC, observers
- Hoping to develop in future!

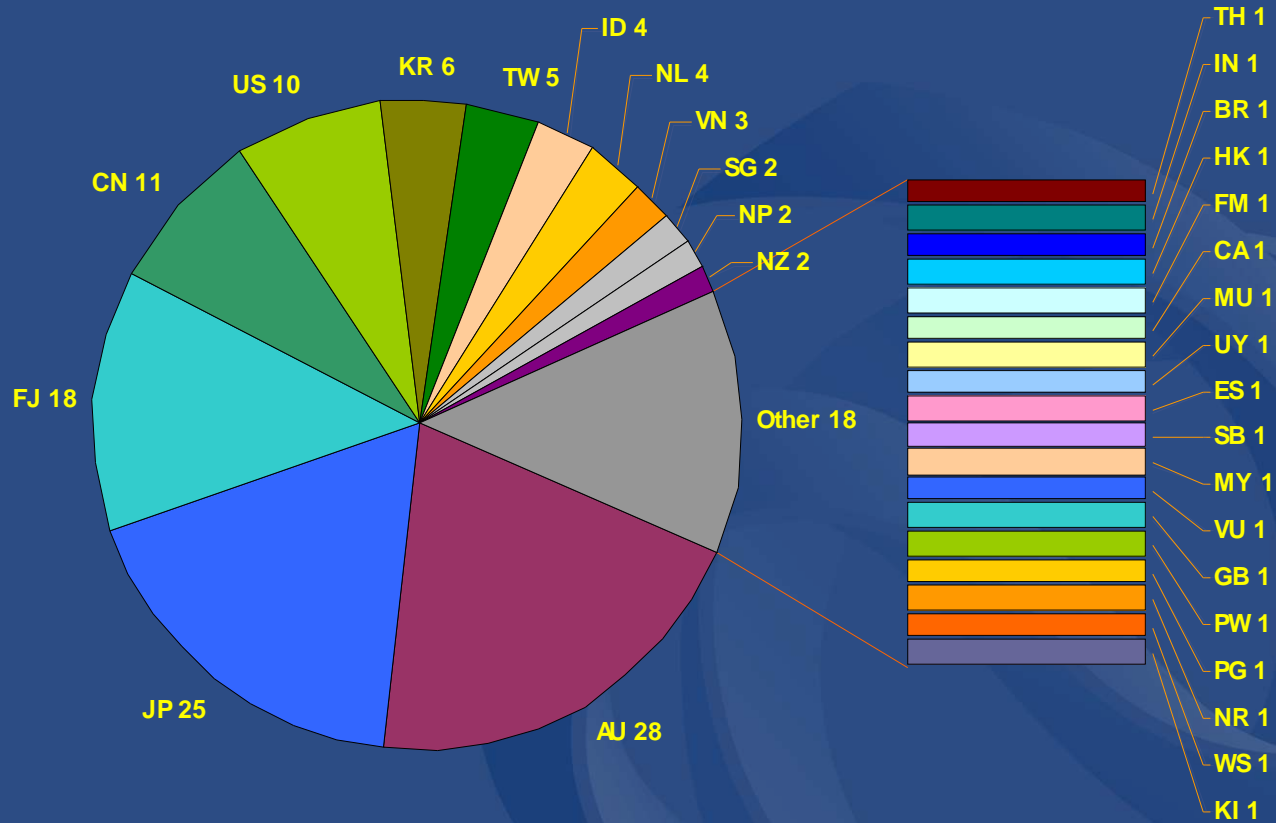


APNIC

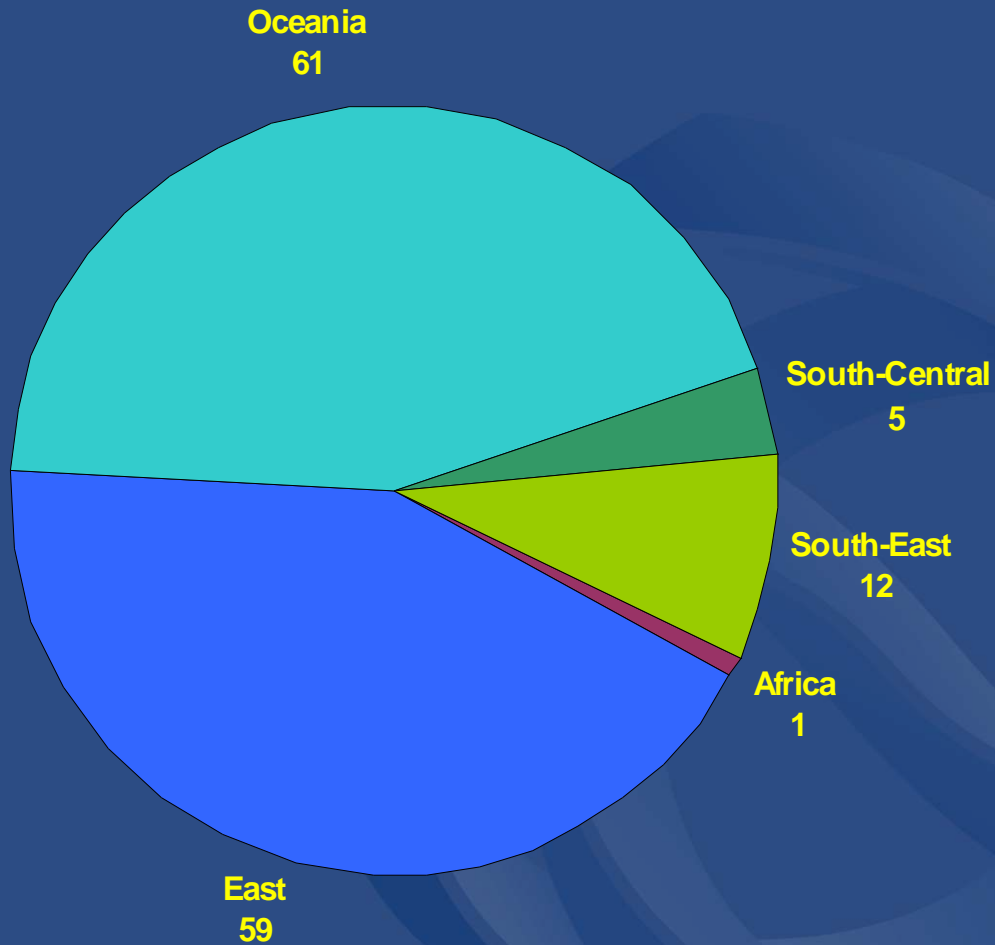
Asia Pacific Network Information Centre




APNIC18 – By economy



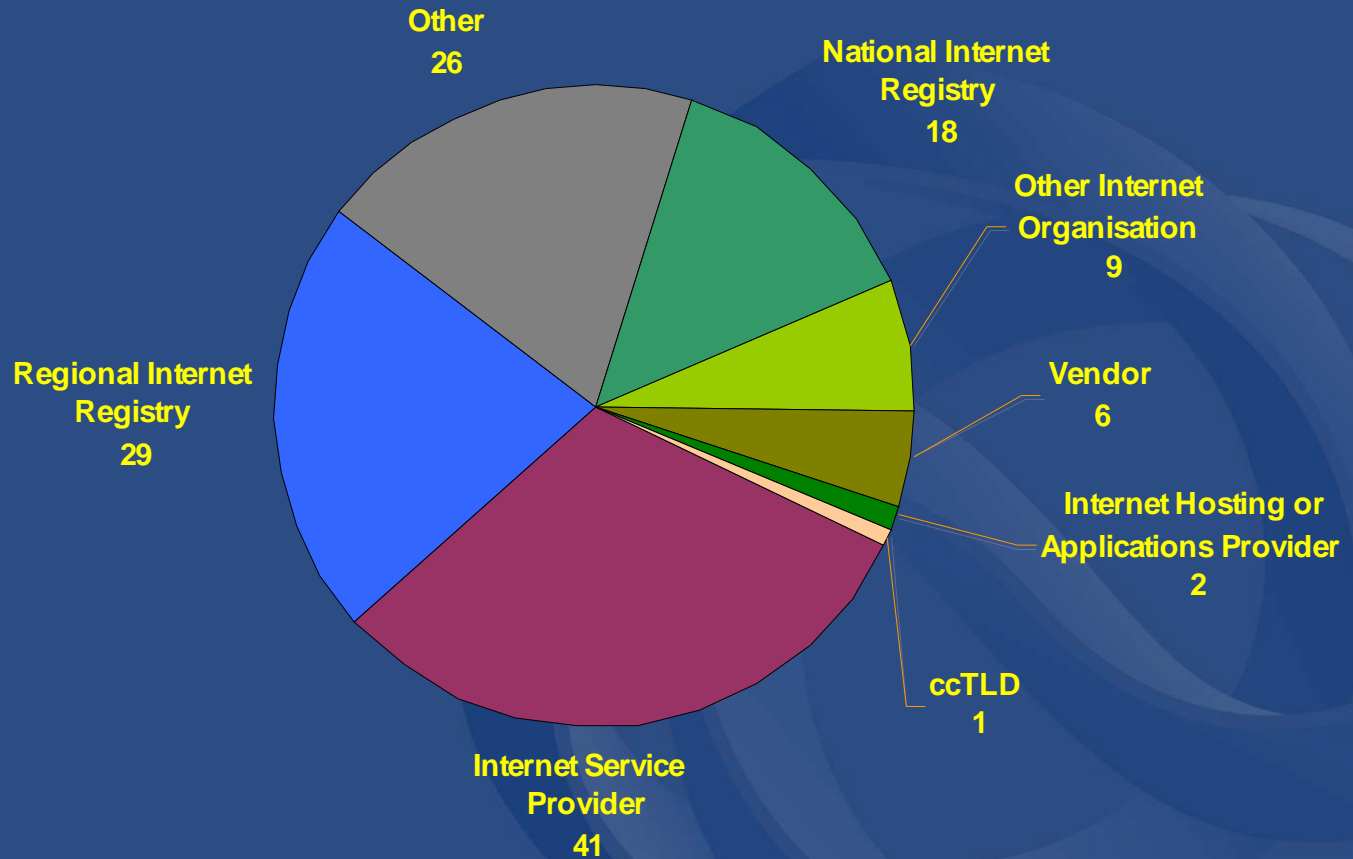
APNIC18 – By area



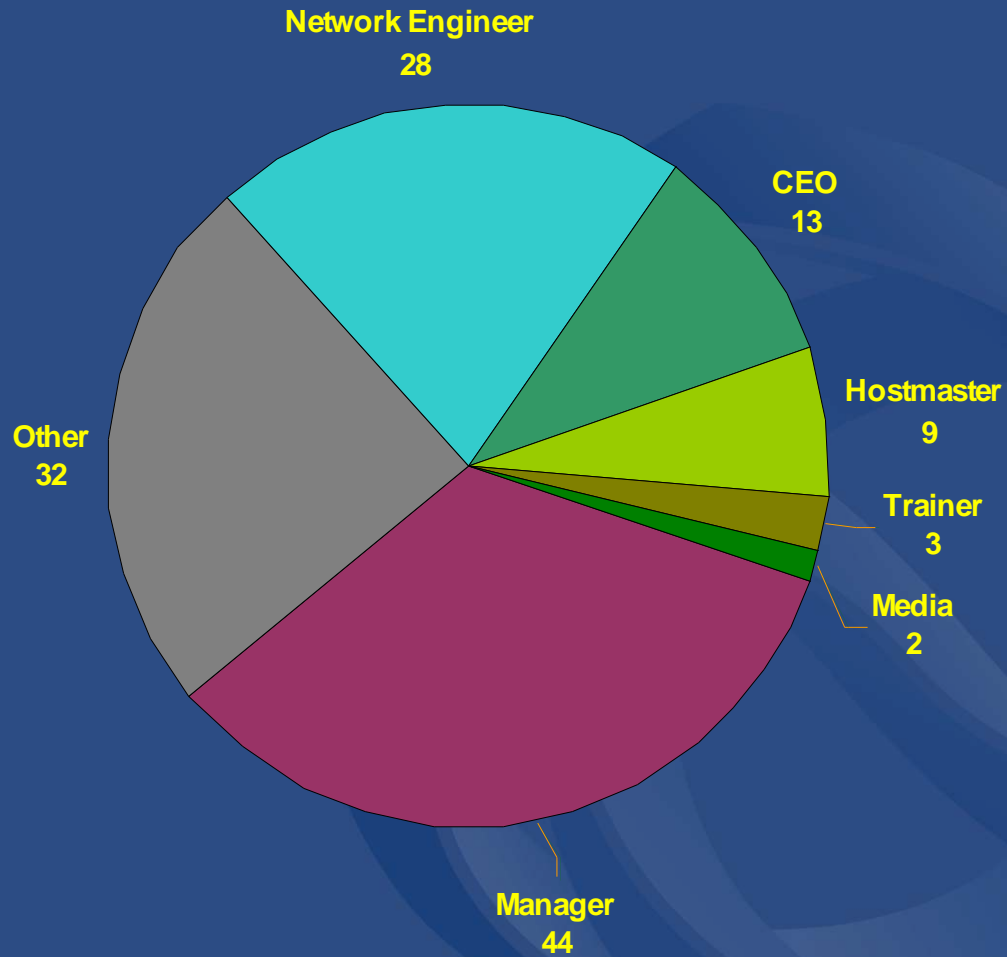
APNIC18 – Attended before?



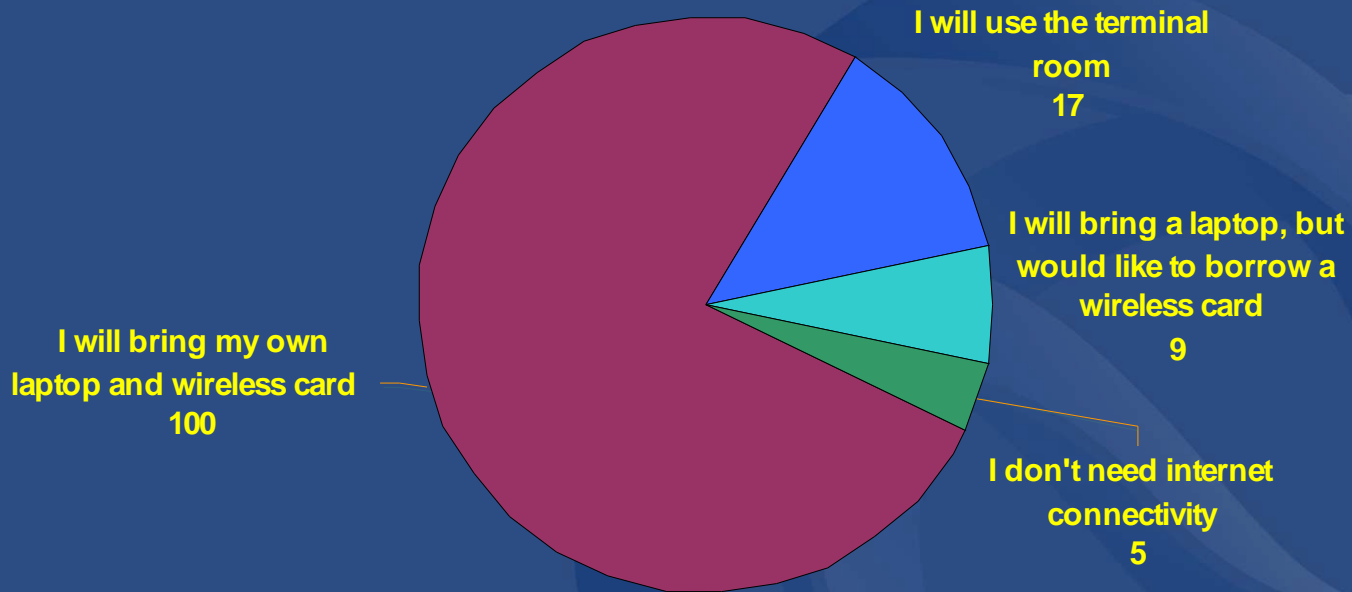
APNIC18 – Industry sector



APNIC18 – Role



APNIC18 – Connectivity needed



APNIC Update

Financial Status

Statement of Activities - Expenses

Expenses (USD)	Actual YTD	Budget 2004	Budget YTD(*)	Budget Δ	Budget Δ%
<i>Exchange Rate (*)</i>	<i>0.7401</i>	<i>0.7275</i>			1.7%
Administrative fee –ICANN	172,500	134,820	134,820	37,680	27.9%
Communication	53,696	162,566	81,283	(27,587)	-33.9%
Contribution/sponsorship	15,268	64,000	15,268	0	0.0%
Depreciation	145,228	240,808	120,404	24,824	20.6%
Meeting/ training expenses	26,811	73,651	36,825	(10,014)	-27.2%
Membership fees	38,250	62,989	31,495	6,755	21.4%
Other Operating expenses	641,792	1,377,394	700,511	(58,719)	-8.4%
Professional fees	173,736	437,534	218,767	(45,031)	-20.6%
Rent	110,885	220,106	110,053	832	0.8%
Salaries	956,375	1,987,458	993,729	(37,354)	-3.8%
TOTAL EXPENSES	2,334,542	4,761,326	2,443,155	(108,613)	-4.4%



Statement of Activities - Revenues

Revenue (USD)	Actual YTD	Budget 2004	Budget YTD(*)	Budget Δ	Budget Δ%
<i>Exchange Rate (*)</i>	0.7401	0.7275			1.7%
Interest income	62,276	266,871	133,435	(71,159)	-53.3%
IP Resource application fees	150,095	308,000	154,000	(3,905)	-2.5%
Membership fees	1,781,937	3,652,438	1,826,219	(44,282)	-2.4%
Non-members fees	36,005	75,580	37,790	(1,785)	-4.7%
Per Allocation fees	242,231	421,740	210,870	31,361	14.9%
Sundry income	33,063	37,749	18,875	14,188	75.2%
SUB-TOTAL REVENUE	2,305,607	4,762,377	2,381,189	(75,581)	-3.2%
FX gain (loss)	168,199	0	0	168,199	0.0%
TOTAL REVENUE	2,473,806	4,762,377	2,381,189	92,617	3.9%

Operating Surplus

Operating Surplus (USD)	Actual YTD	Budget 2004	Budget YTD(*)	Budget Δ	Budget Δ%
<i>Exchange Rate (*)</i>	<i>0.7401</i>	<i>0.7275</i>			1.7%
Total Revenue	2,473,806	4,762,377	2,381,189	92,617	3.9%
Total Expenses	2,334,542	4,761,326	2,443,155	(108,613)	-4.4%
OPERATING SURPLUS	139,264	1,051	(61,966)	201,230	

YTD Financial Position

Financial Position (USD)	YTD 2004	EOY 2003	Δ%
<i>Exchange rate(*)</i>	0.6978	0.7521	-7.20%
CURRENT ASSETS	6,489,736	6,482,481	0.1%
NON-CURRENT ASSETS	2,239,947	2,303,904	-2.8%
TOTAL ASSETS	8,729,683	8,786,384	-0.6%
TOTAL LIABILITIES	2,764,401	2,498,434	10.6%
TOTAL EQUITY	5,965,281	6,287,950	-5.1%
TOTAL LIAB & EQUITY	8,729,683	8,786,384	-0.6%