



APNIC

Asia Pacific Network Information Centre

APNIC Status Report

Paul Wilson
Director General



APNIC

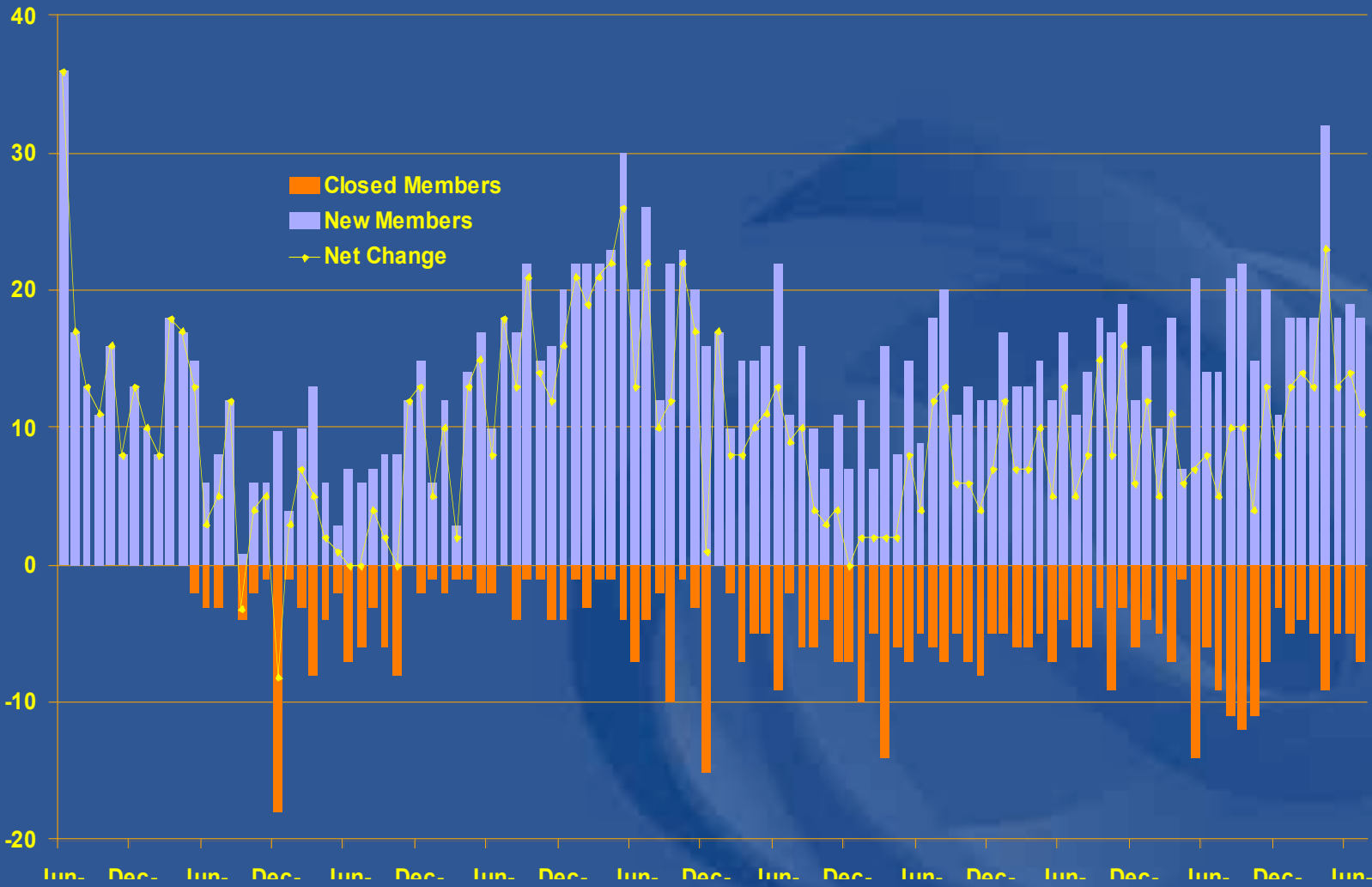
Asia Pacific Network Information Centre

APNIC Status Report

Membership Status



Membership Growth per Month





APNIC

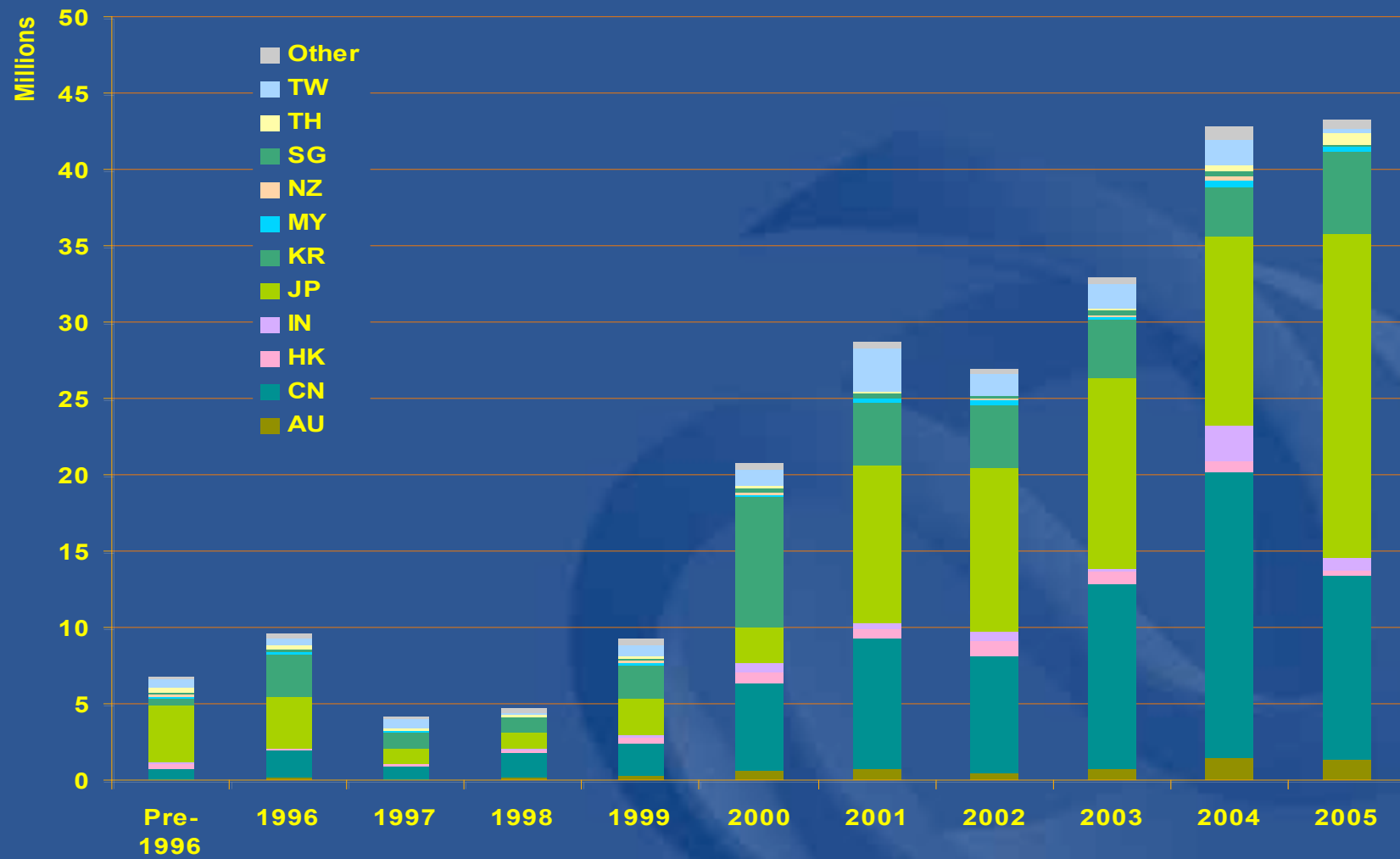
Asia Pacific Network Information Centre

APNIC Status Report

Resource Status

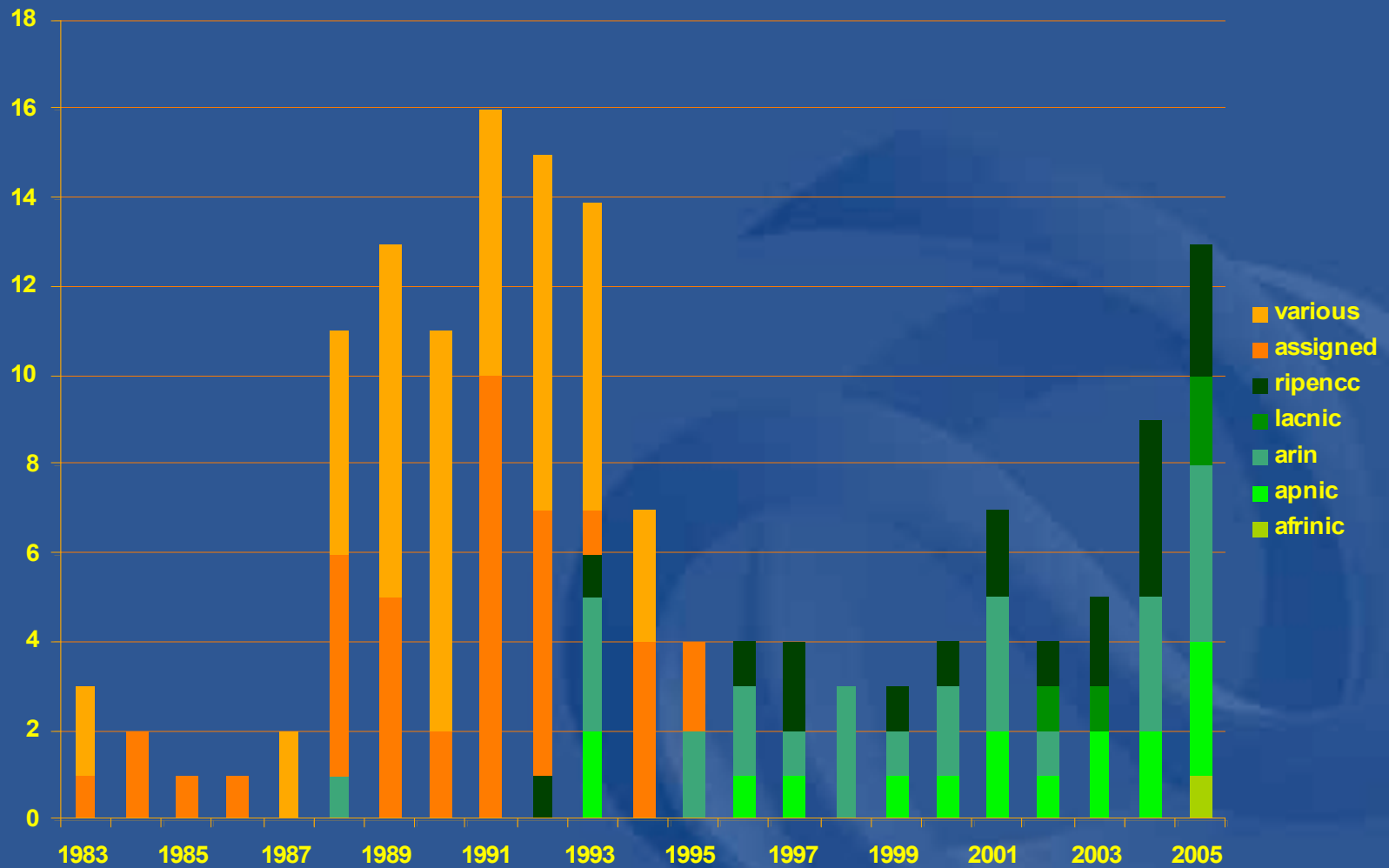


IPv4 Allocations – Annual



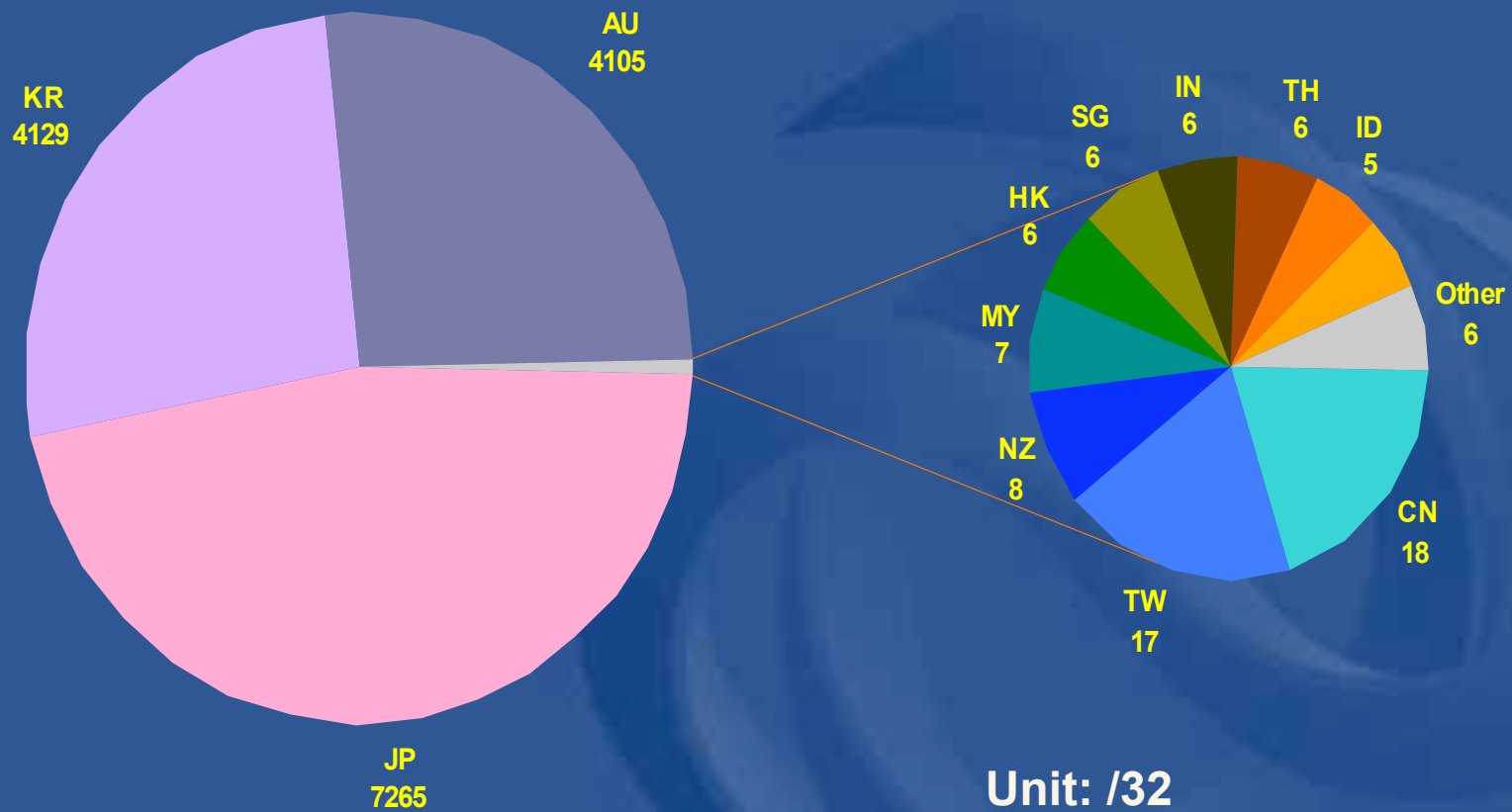


IPv4 Allocations - Global





IPv6 Allocations – by Economy

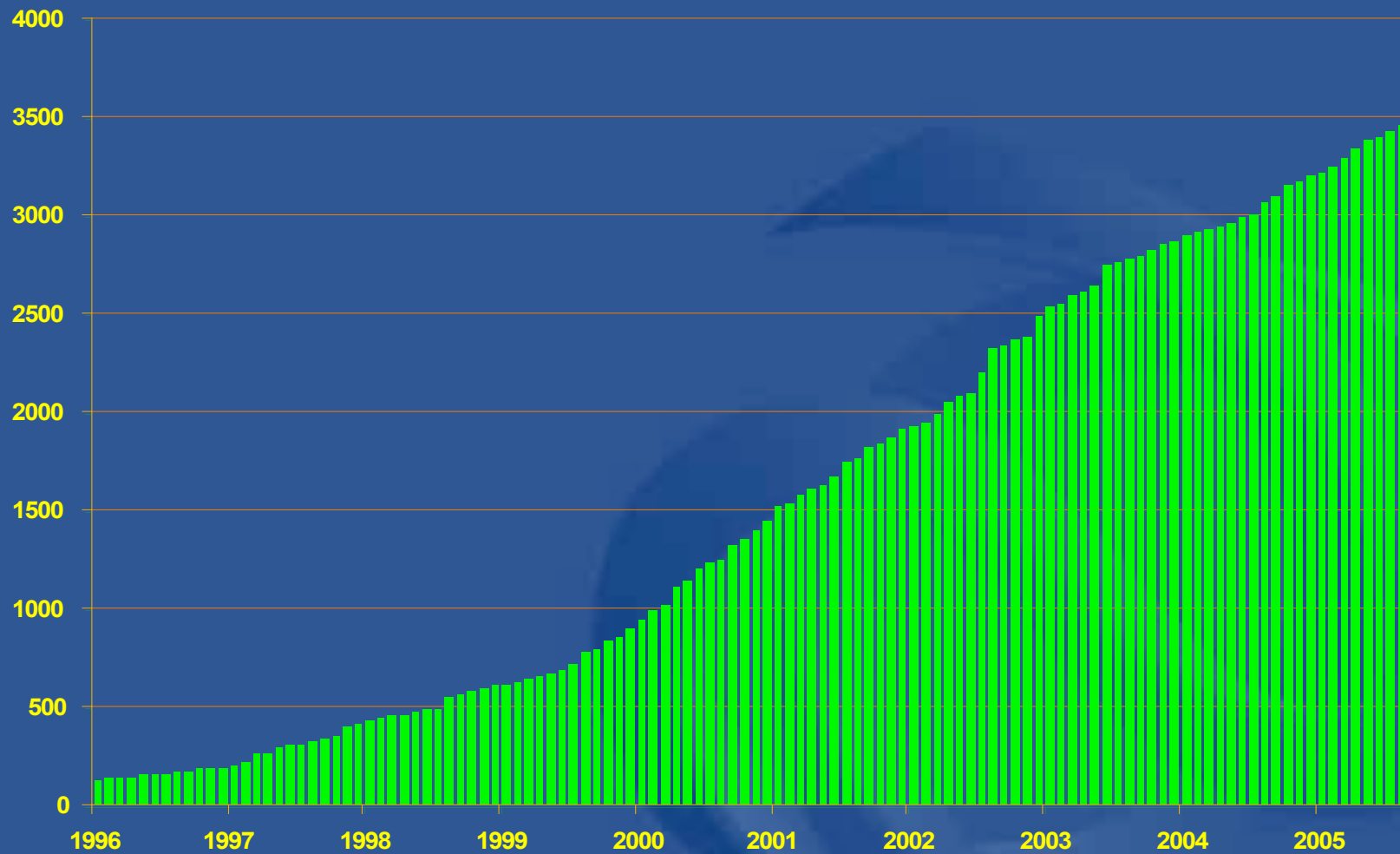




APNIC

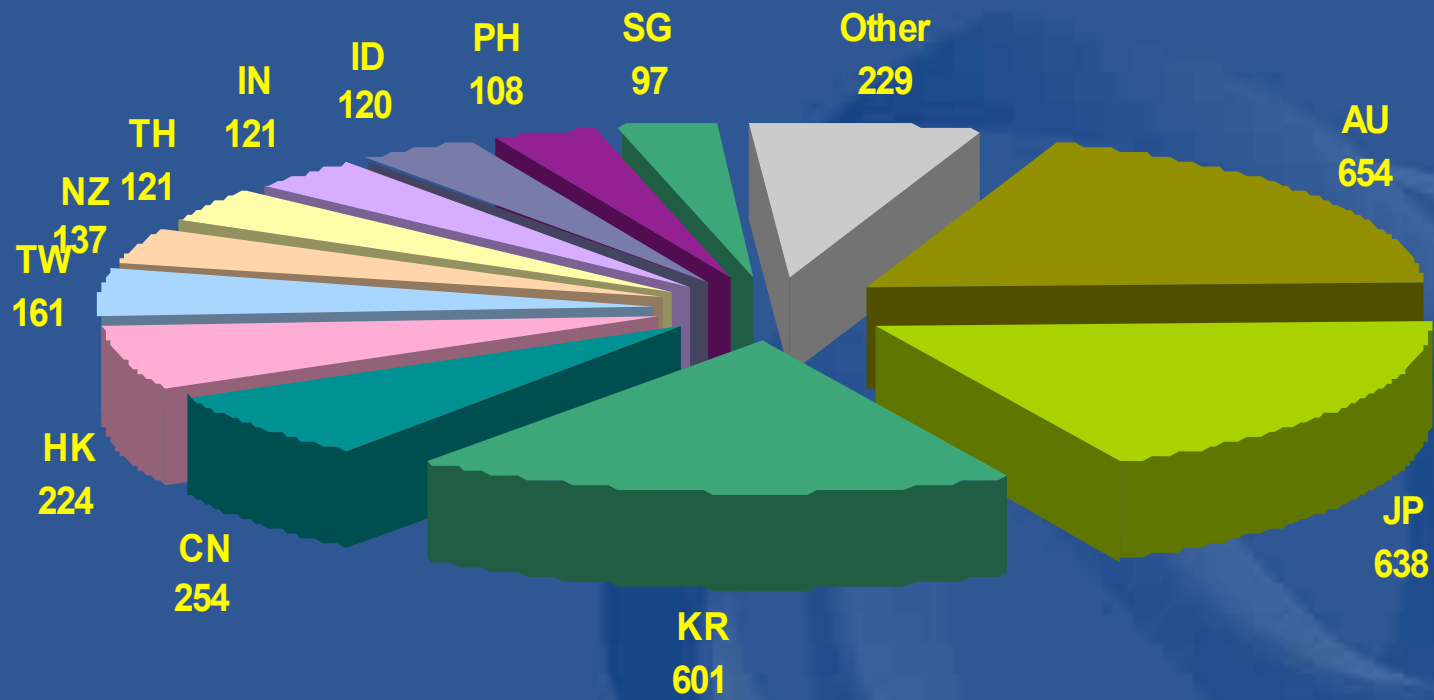
Asia Pacific Network Information Centre

ASN Allocations – Total





ASN Allocations – by Economy





APNIC

Asia Pacific Network Information Centre

APNIC Status Report

Secretariat Activities



APNIC

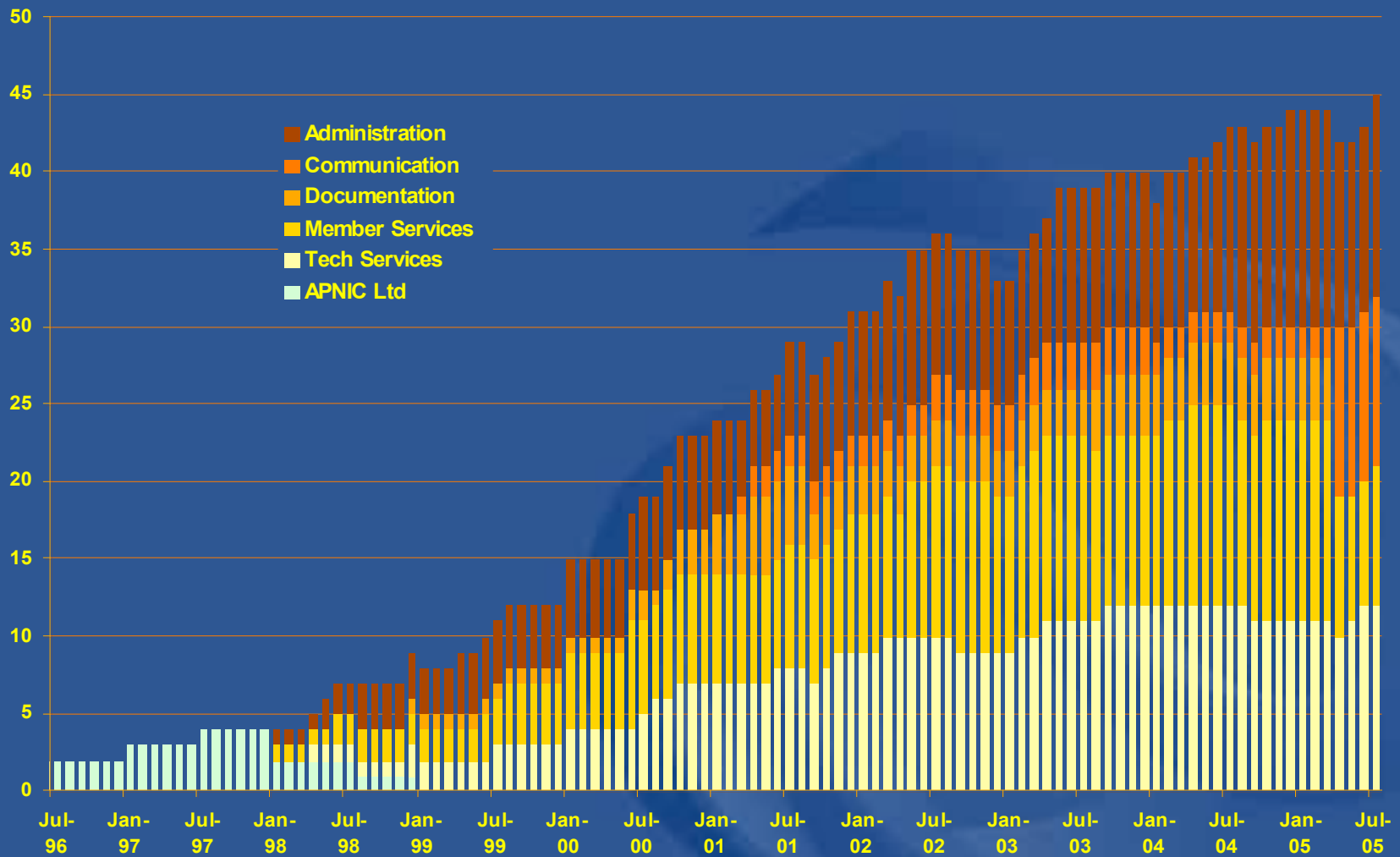
Asia Pacific Network Information Centre

Who is APNIC?





APNIC secretariat staff





Member services

- Helpdesk
 - “Live chat” launched
 - Extended hours (local public holidays)
 - VOIP access – coming soon!
- NIR staff training
 - CNNIC (Dong Yan and Shen Zhi)
 - VNNIC after APNIC-20
- Projects
 - Policy implementation
 - “De-bogonise” new /8s
 - Aim: reduce filtering of newly allocated /8s
 - ICONS
 - ISP support website



ICONS

The screenshot shows the APNIC Icons Directory website in a Mozilla Firefox browser window. The browser's address bar displays the URL: https://icons.apnic.net/members/index.php?option=com_content&view=display&layout=112. The website header features the APNIC logo and the word "icons" in a stylized font. Below the header, a breadcrumb trail reads "Home > Directory > Directory > Directory" and the date "22 August 2005" is shown. A search bar is located in the top right corner. The main content area is titled "Directory" and contains the text "Please select a directory to view the listings." followed by a list of links: [CEHs](#), [SOCS](#), [IPAs](#), and [Info](#). A "Go to Top" link is centered below the list. On the left side, there is a "MENU" section with links for Home, Topic Index, Directory (highlighted), Forums, News, Members, Events Calendar, FAQ, and Contact. Below the menu is a "USER LOGIN" section with fields for Username and Password, a "Remember me" checkbox, a "Login" button, a "Forgot your password?" link, and a "No account yet? Register" link. On the right side, there are two sections: "MOST RECENT ARTICLES" with links for Directory, SOCS, IPAs, IPAs, and Certs; and "POPULAR ARTICLES" with links for Topic Index, DNS, IPv6, IP, and Security. At the bottom of the browser window, the system tray shows the date "Dove" and the system clock "11:50 AM".



Technical services

- Introducing...
- MyAPNIC
 - Online voting
 - “lite” version – coming soon!
- Implementation of policy proposals
 - prop-025-v001 IPv6 IRR
 - prop-026-v001 Assignment statistics
- Internal systems enhancements
 - SPAM greylisting
- Root server deployments
 - Delhi, Mumbai, Chennai (K, I, F)

Rootservers





Communications

- Strategic development
 - Stakeholder analysis, key messages
 - Draft programme for managing stakeholders
 - Media contacts expanded
 - CENTRA under evaluation
 - Integrated tool for remote communications
- Partnerships, collaboration & liaison
 - South Asia liaison
 - MoUs with ISP associations
 - Operator support - 1st PacNOG held



Communications

- Documentation
 - APster issue 15 available
 - Increased translation activities underway
 - RSS website and mailing lists
- Meetings and outreach 2004
 - New outreach resources
 - Meeting documentary
 - Introduction to APNIC
 - Miwa Fuji, acting Events Manager



APNIC

Asia Pacific Network Information Centre

The family keeps growing...





Training

- 20 events so far this year
 - 2005: total 32 events in 20 countries
- Workshops
 - Advanced DNS, Routing, Spam/Security
 - Thanks to Philip Smith for support!
- Presence at meetings
 - APRICOT, SANOG, NZNOG, PacNOG
 - APJII, TWNIC and CNNIC OPMs



APNIC

Asia Pacific Network Information Centre

APNIC Update

Financial Status



Statement of Activities - Expenses

Expenses (USD)	Actual YTD	Budget 2005	Budget YTD(*)	Budget Δ	Budget Δ%
<i>Exchange Rate (*)</i>	<i>0.7770</i>	<i>0.7538</i>			3.1%
Administrative fee –ICANN	0	222,210	0	0	0.0%
Communication expenses	52,409	105,997	52,998	(590)	-1.1%
Contribution/sponsorship	20,534	59,259	19,922	613	3.1%
Depreciation expense	174,410	325,407	162,703	11,707	7.2%
Meeting/ training expenses	42,841	72,142	36,071	6,770	18.8%
Membership fees	61,974	76,919	38,460	23,514	61.1%
Professional fees	109,675	351,564	175,782	(66,107)	-37.6%
Rent	120,446	236,382	118,191	2,255	1.9%
Salaries	1,096,329	2,383,485	1,191,743	(95,414)	-8.0%
Travel expenses	274,657	505,427	252,714	21,943	8.7%
Other Operating expenses	451,495	916,894	470,286	(18,791)	-4.0%
TOTAL EXPENSES	2,404,771	5,255,686	2,518,870	(114,099)	-4.5%



Statement of Activities - Revenues

Revenue (USD)	Actual YTD	Budget 2005	Budget YTD(*)	Budget Δ	Budget Δ%
<i>Exchange Rate (*)</i>	0.7770	0.7538			3.1%
Interest income	84,154	322,456	161,228	(77,074)	-47.8%
IP Resource application fees	278,595	332,164	166,082	112,513	67.7%
Membership fees	1,868,566	3,846,473	1,923,236	(54,670)	-2.8%
Non-members fees	33,982	62,957	31,478	2,503	8.0%
Per Allocation fees	278,310	703,200	351,600	(73,290)	-20.8%
Sundry income	64,523	71,731	35,865	28,657	79.9%
SUB-TOTAL REVENUE	2,608,130	5,338,980	2,669,490	(61,360)	-2.3%
FX gain (loss)	142,434	(75,497)	(37,749)	180,182	-477.3%
TOTAL REVENUE	2,750,564	5,263,483	2,631,742	118,822	4.5%

Operating Surplus

Operating Surplus (USD)	Actual YTD	Budget 2005	Budget YTD(*)	Budget Δ	Budget $\Delta\%$
<i>Exchange Rate (*)</i>	<i>0.7770</i>	<i>0.7538</i>			3.1%
Total Revenue	2,750,564	5,263,483	2,631,742	118,822	4.5%
Total Expenses	2,404,771	5,255,686	2,518,870	(114,099)	-4.5%
OPERATING SURPLUS	139,264	1,051	(61,966)	201,230	





YTD Financial Position

Financial Position (USD)	YTD 2005	EOY 2004	Δ%
<i>Exchange rate(*)</i>	<i>0.77</i>	<i>0.7835</i>	<i>-1.70%</i>
CURRENT ASSETS	8,349,968	6,941,248	20.3%
NON-CURRENT ASSETS	1,647,023	2,520,950	-34.7%
TOTAL ASSETS	9,996,992	9,462,198	5.7%
TOTAL LIABILITIES	3,195,443	2,890,094	10.6%
TOTAL EQUITY	6,801,549	6,572,104	3.5%
TOTAL LIAB & EQUITY	9,996,992	9,462,198	5.7%



APNIC

Asia Pacific Network Information Centre

APNIC Status Report

Questions?