

New Services and Activities: the APNIC Statistics Portal

APNIC 22
September 2006

George Michaelson

Project Goals

- To improve the level and quality of reporting which is provided to the Internet community
 - As stated in the APNIC strategic plan
- Provide a consistent view of statistics
 - For the stakeholders and the public
- Provide a graphical interface to the data
 - Different views of data
 - Downloadable (tabular) for offline use

Implementation

- Based on the “O3” product from Ideasoftware
 - Already deployed at LACNIC
 - “Siari” project demonstrated at APNIC meetings
- Java web service
 - JBOSS webserver
 - Standalone. Large memory footprint
 - Deployed on dedicated host
 - Dell 850, 2Gb memory
 - JDBC->MySQL bridge
 - to APNIC MySQL database

Application entry via the web

O3 Portal - Mozilla Firefox

File Edit View Go Bookmarks Tools Help

http://stats.apnic.net:8080/o3portal/index.jsp

ideasoft Technology & Business Performance

O3 Portal | Logout

O3

My Bookmarks

- Cubes & Views
 - APNIC Account Holders - Public (25/08/2006 13:35)
 - APNIC Resources - Public (27/07/2006 14:23)

Done

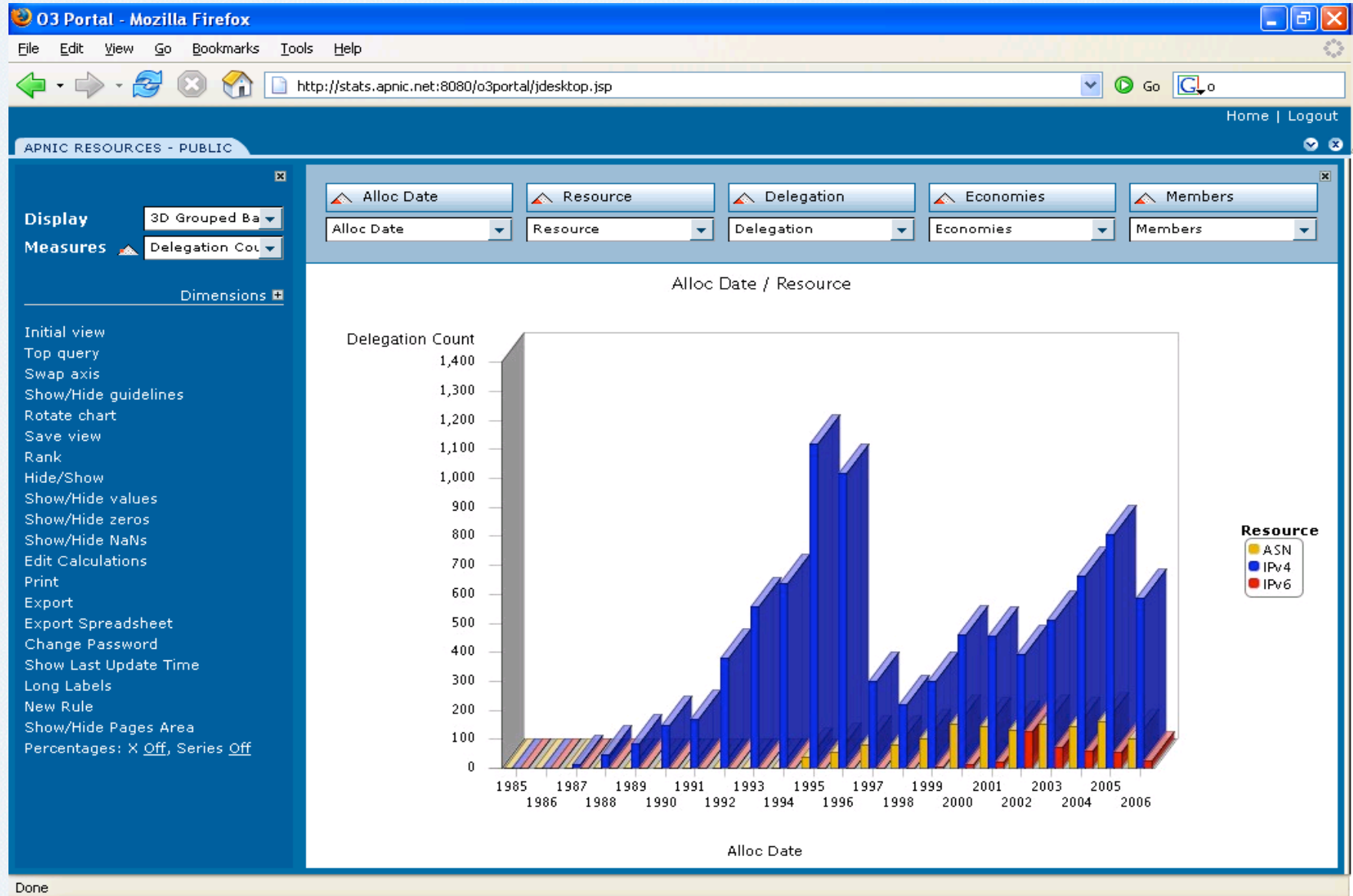
Pre-defined query types available

The screenshot shows a Mozilla Firefox browser window titled "O3 Portal - Mozilla Firefox". The address bar displays the URL "http://stats.apnic.net:8080/o3portal/index.jsp". The page content includes the "ideasoft" logo with the tagline "Technology & Business Performance" and a "Logout" link. A large "O3" logo is centered on the page. Below it, a "My Bookmarks" section is visible, containing a tree structure of saved queries:

- My Bookmarks
 - Cubes & Views
 - APNIC Account Holders - Public (25/08/2006 13:35)
 - View_Open_Members_YTD (Public)
 - View_Non-Members_YTD (Public)
 - APNIC Resources - Public (27/07/2006 14:23)
 - View_ASNs_Allocated_2006 (Public)

The status bar at the bottom of the browser window shows "Done".

Basic Views: bar charts



Basic Views: spreadsheet data

03 Portal - Mozilla Firefox

File Edit View Go Bookmarks Tools Help

http://stats.apnic.net:8080/o3portal/viewdesktop.jsp?cmd=open&source=APNIC+Resources+-+Public

Home | Logout

APNIC RESOURCES - PUBLIC

Display: Spreadsheet
Measures: Delegation Col

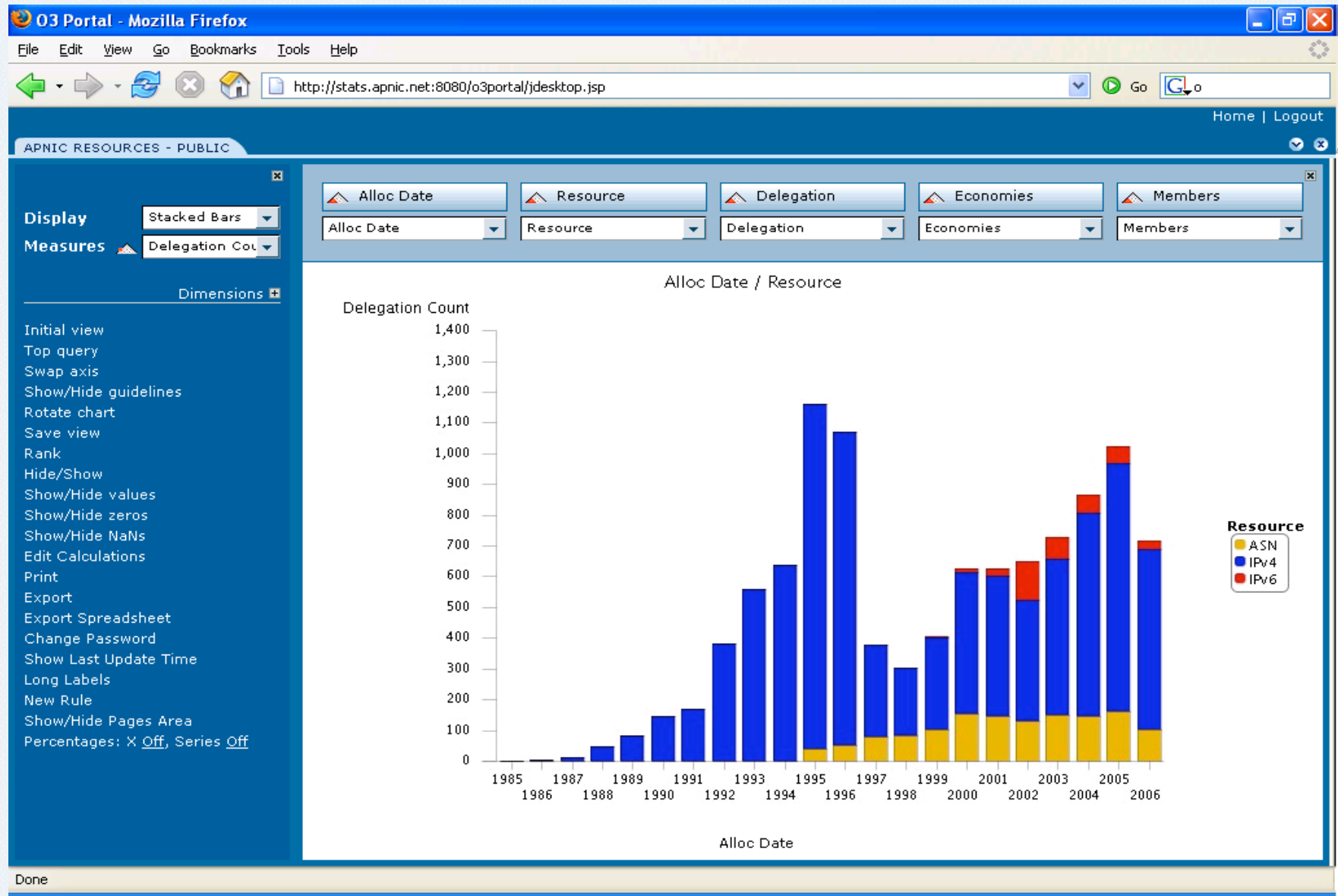
Dimensions: Alloc Date

Resource	Alloc Date																
	Year																
Resource Type	1985	1986	1987	1988	1989	1990	1991	1992	1993	1994	1995	1996	1997	1998	1999	2000	2001
ASN	0	0	0	0	0	0	0	0	0	1	42	55	82	83	103	156	200
IPv4	1	4	14	48	86	149	173	382	560	639	1,122	1,021	302	222	301	461	610
IPv6	0	0	0	0	0	0	0	0	0	0	0	0	0	0	7	14	21

Initial view
Top query
Swap axis
Save view
Rank
Hide/Show
Show/Hide zeros
Show/Hide NaNs
Edit Calculations
Print
Export
Export Spreadsheet
Change Password
Show Last Update Time
Long Labels
New Rule
Show/Hide Pages Area
Percentages: Cols. Off, Rows Off

Done

Basic Views: stacked bars



Choose measures



O3 Portal - Mozilla Firefox

File Edit View Go Bookmarks Tools Help

http://stats.apnic.net:8080/o3portal/jdesktop.jsp

Home | Logout

APNIC RESOURCES - PUBLIC

Display: Stacked Bars

Measures: Delegation Count

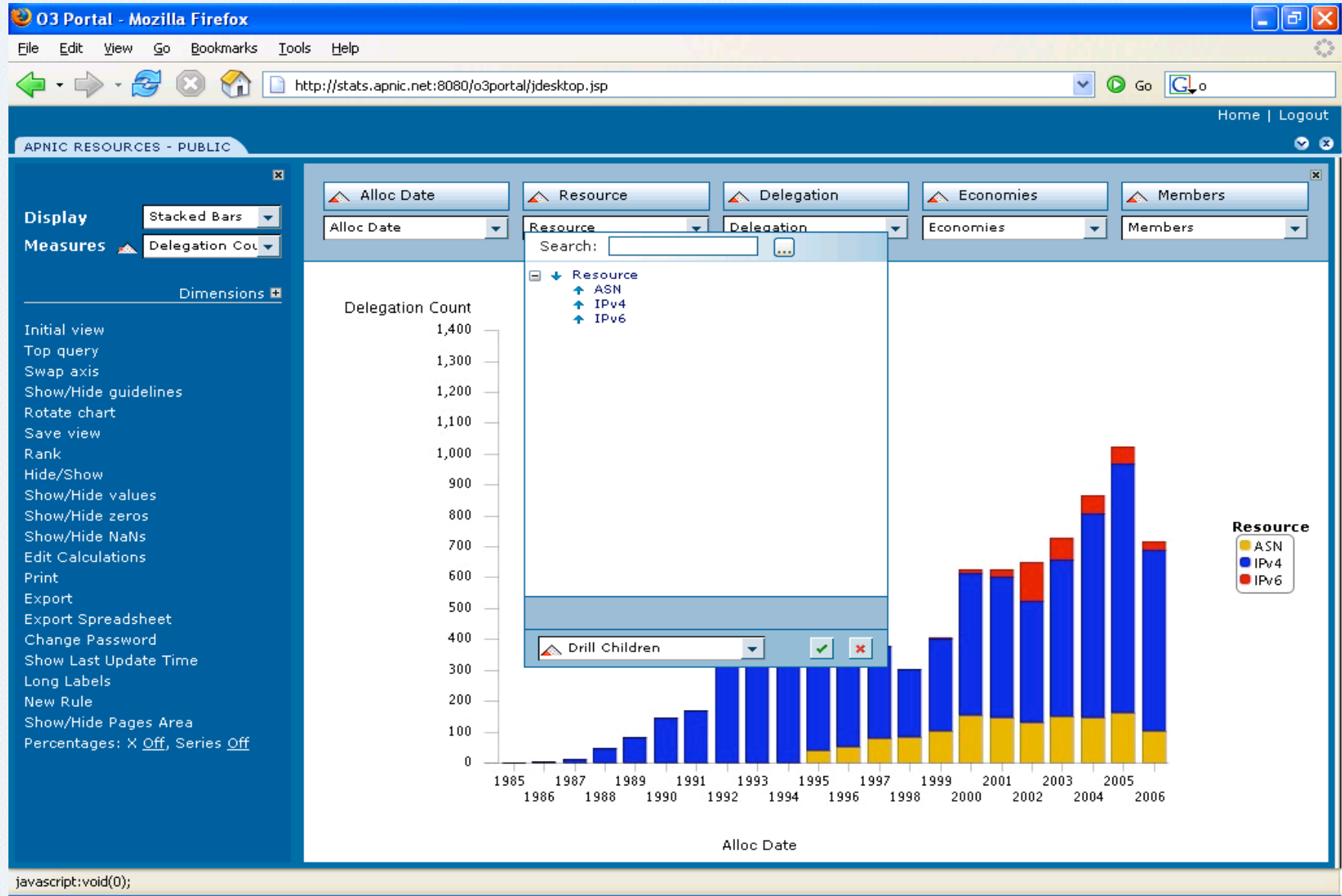
Alloc Date / Resource

Alloc Date	ASN	IPv4	IPv6	
1985	0	0	0	
1986	0	0	0	
1987	0	0	0	
1988	0	0	0	
1989	0	0	0	
1990	0	0	0	
1991	0	0	0	
1992	0	0	0	
1993	0	0	0	
1994	0	0	0	
1995	0	150	0	
1996	0	100	0	
1997	0	50	0	
1998	0	30	0	
1999	0	20	0	
2000	0	10	0	
2001	0	5	0	
2002	0	5	0	
2003	0	5	5	0
2004	0	5	10	0
2005	0	5	15	5
2006	0	5	10	5

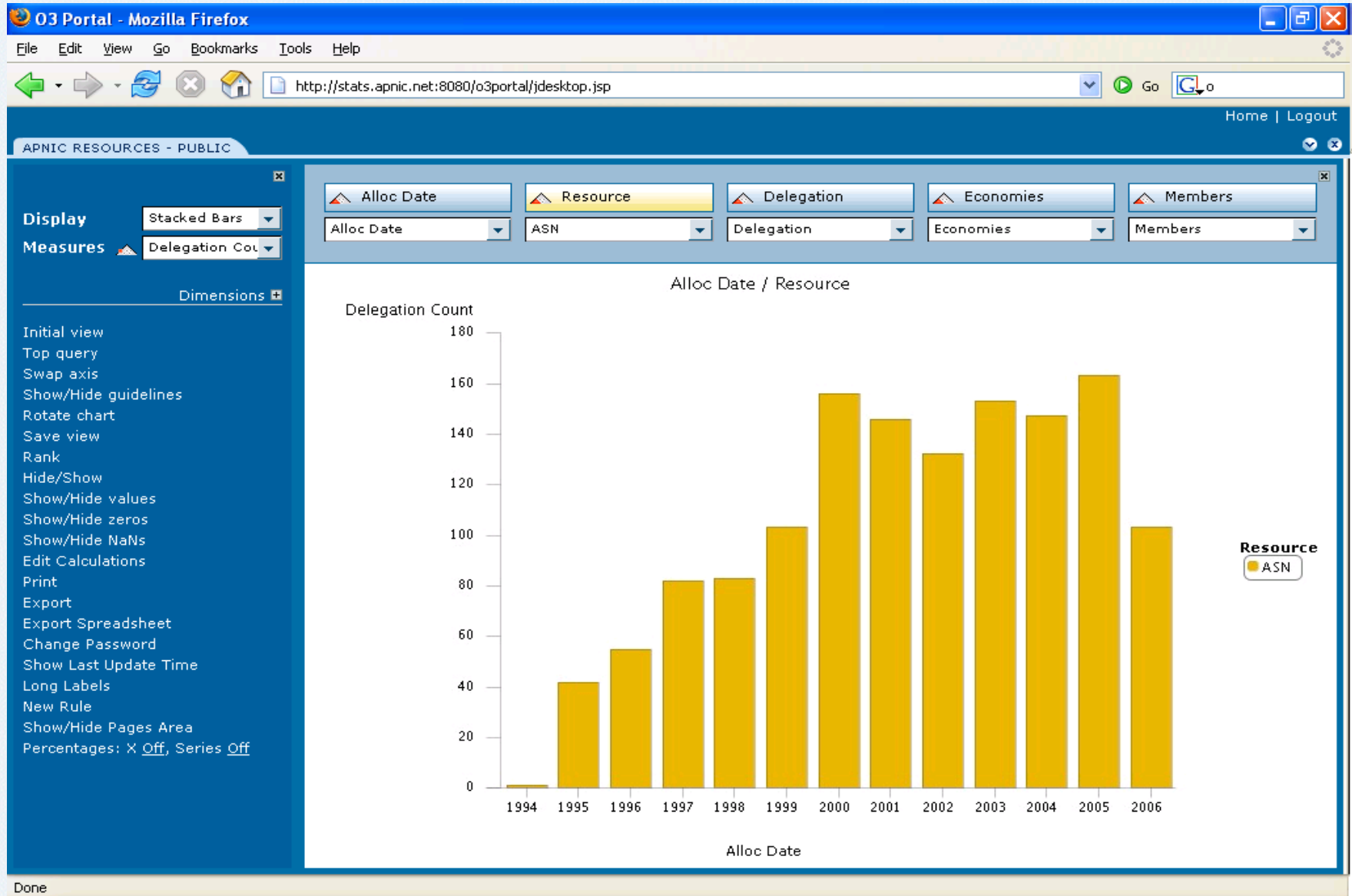
Resource: ASN, IPv4, IPv6

Done

Choose resources

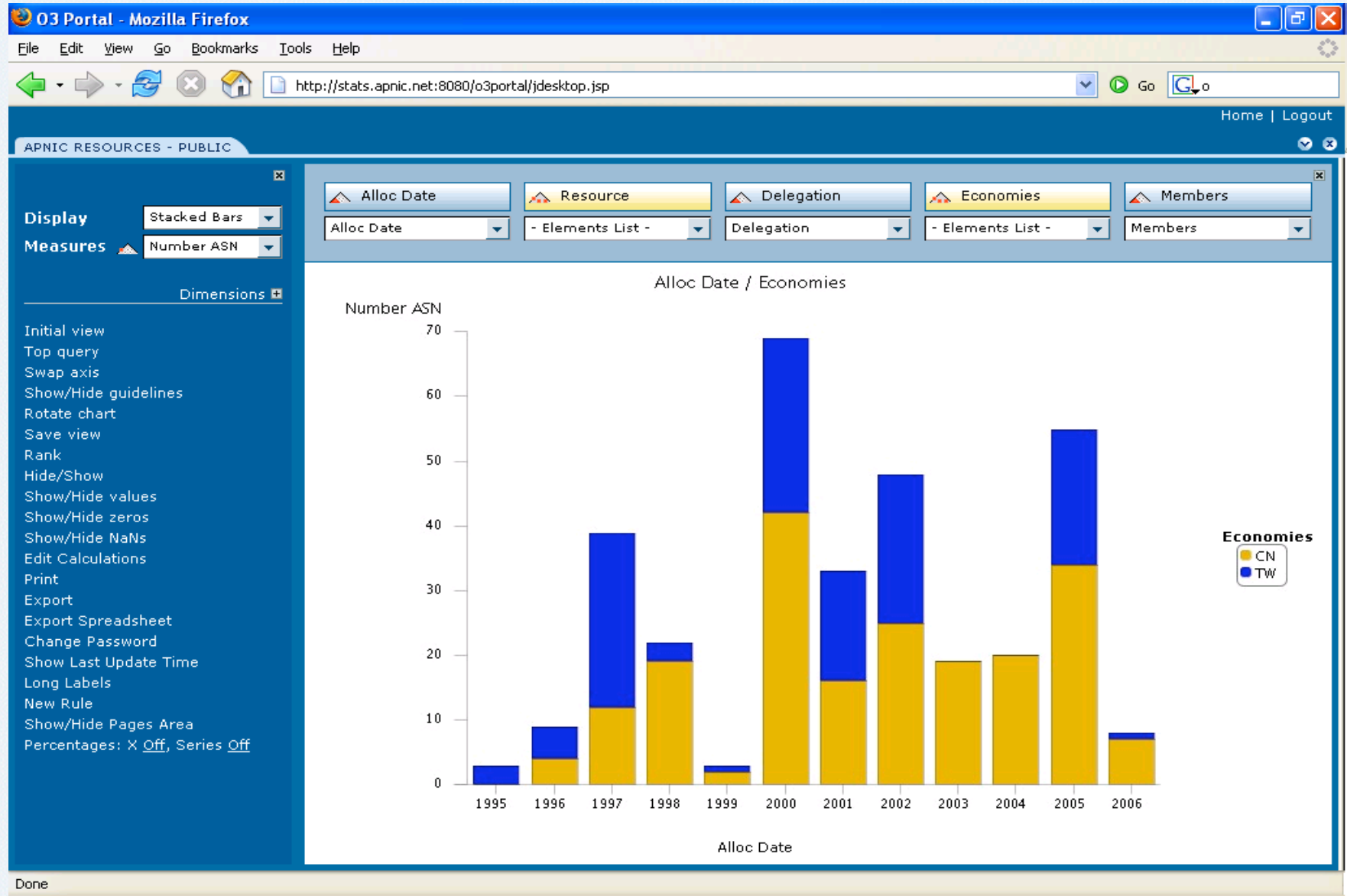


e.g. ASN only...

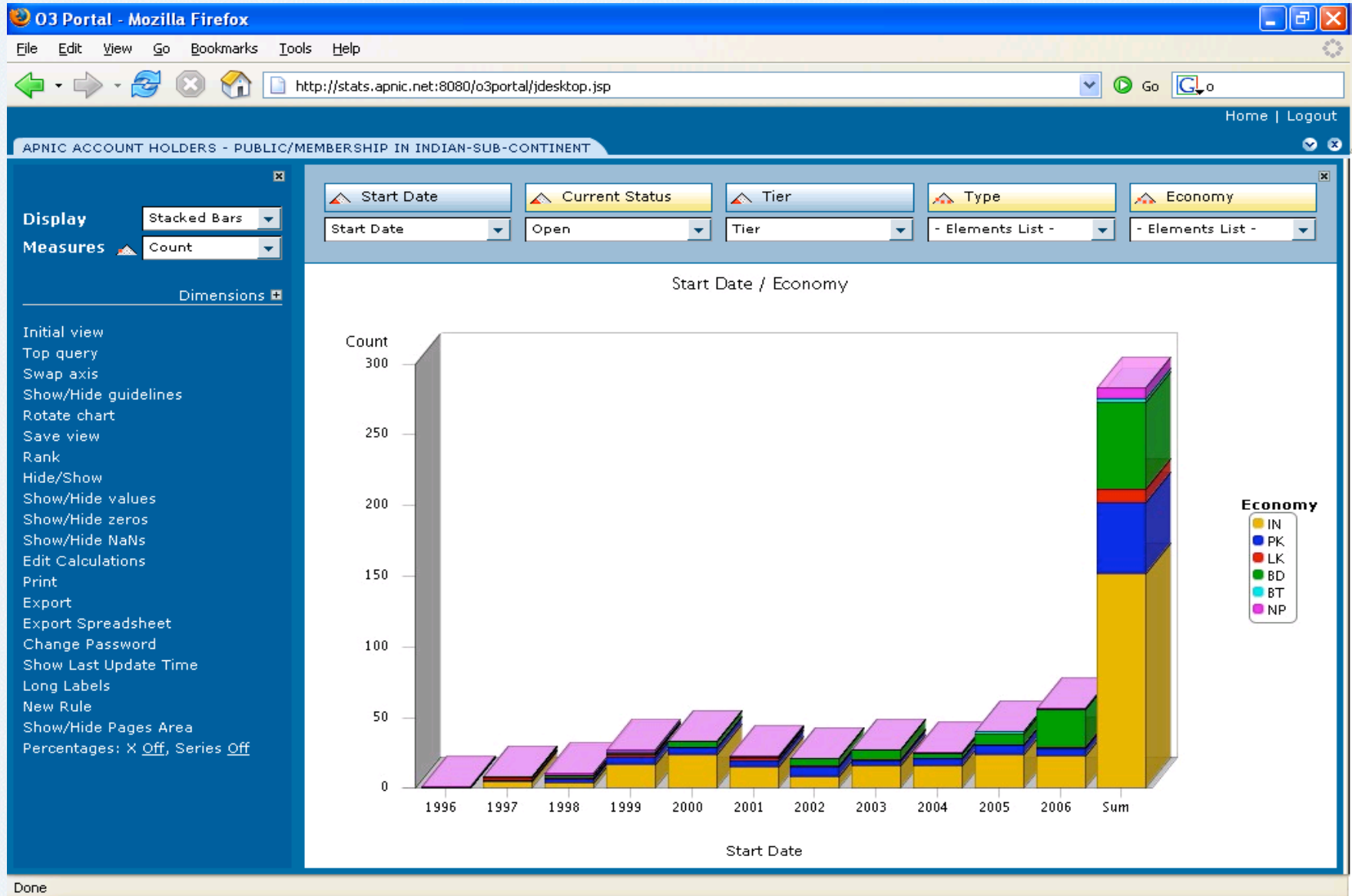


Done

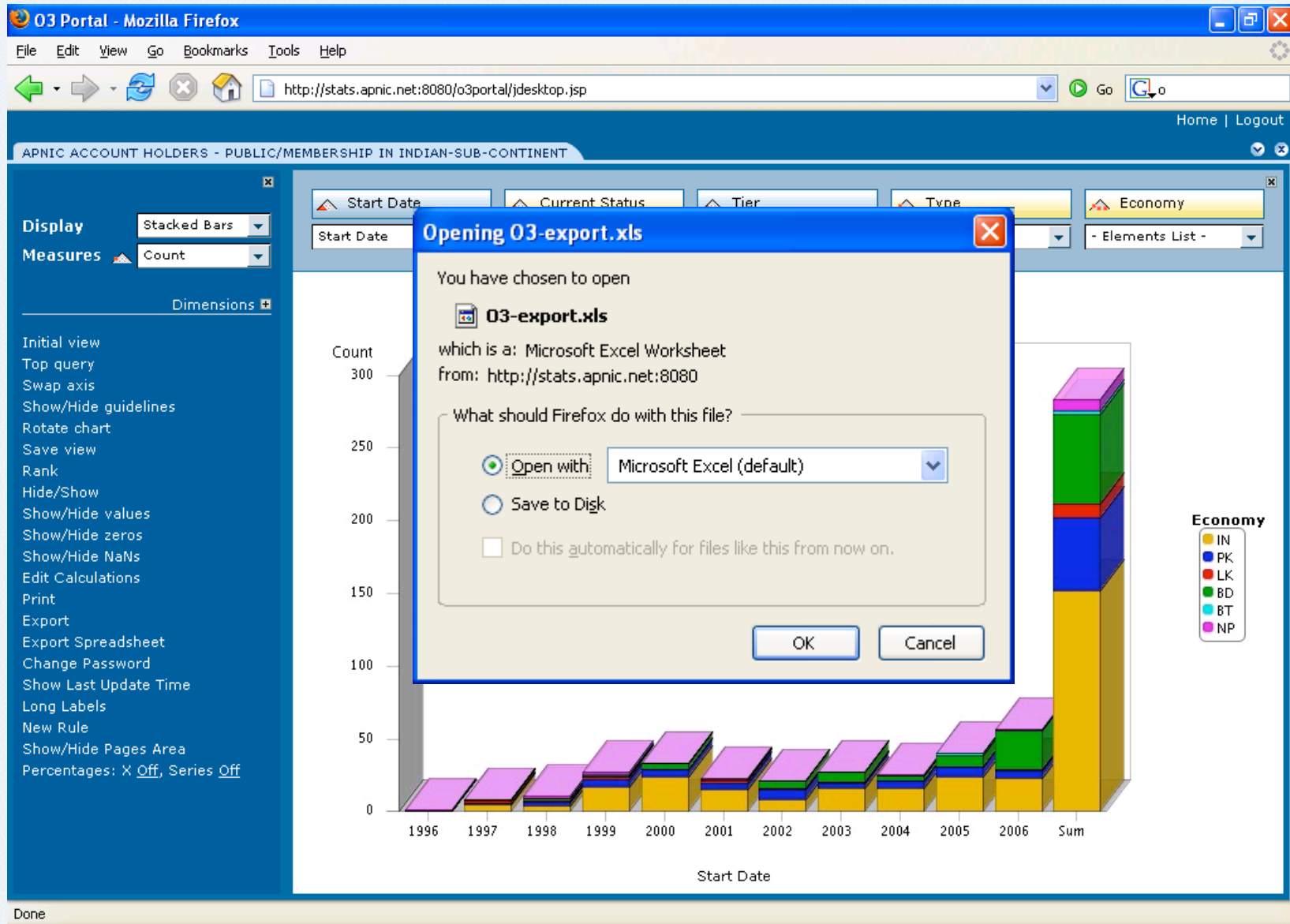
refine by economy...



e.g. sub-regional

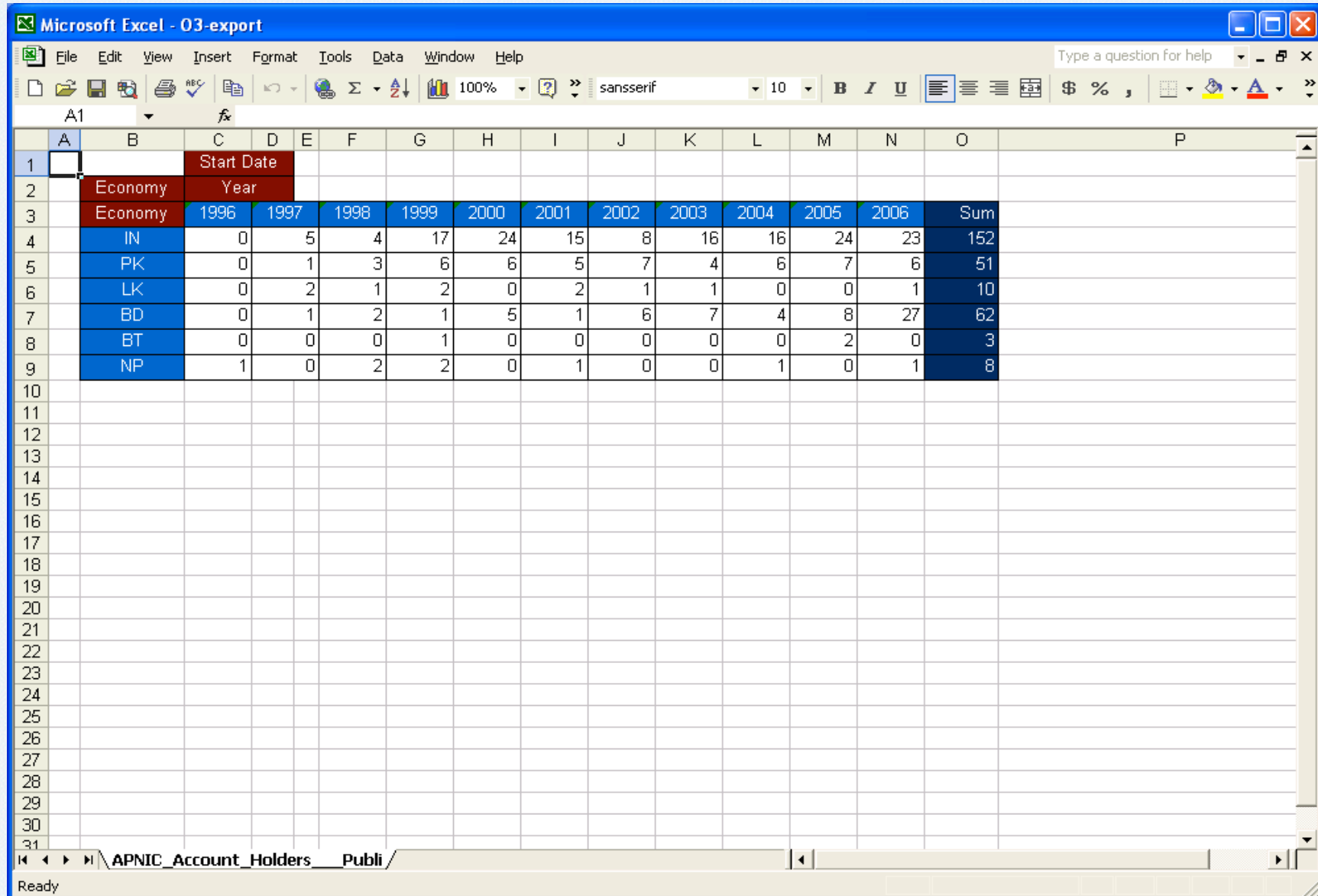


export views as .XLS



The screenshot shows a Mozilla Firefox browser window displaying the APNIC Account Holders - Public/Membership in Indian-Sub-Continent page. The main content area features a stacked bar chart with the Y-axis labeled 'Count' (0 to 300) and the X-axis labeled 'Start Date' (1996 to 2006, plus a 'Sum' category). The bars are stacked by 'Economy' type, with a legend on the right showing IN (yellow), PK (blue), LK (red), BD (green), BT (cyan), and NP (magenta). A dialog box titled 'Opening 03-export.xls' is overlaid on the chart, asking 'What should Firefox do with this file?' with options: 'Open with Microsoft Excel (default)' (selected), 'Save to Disk', and 'Do this automatically for files like this from now on.' The browser's address bar shows the URL 'http://stats.apnic.net:8080/o3portal/jdesktop.jsp'. The status bar at the bottom left says 'Done'.

export views as .XLS



The screenshot shows a Microsoft Excel spreadsheet titled "Microsoft Excel - 03-export". The spreadsheet contains a table with the following data:

	A	B	C	D	E	F	G	H	I	J	K	L	M	N	O	P
1			Start Date													
2		Economy	Year													
3		Economy	1996	1997	1998	1999	2000	2001	2002	2003	2004	2005	2006	Sum		
4		IN	0	5	4	17	24	15	8	16	16	24	23	152		
5		PK	0	1	3	6	6	5	7	4	6	7	6	51		
6		LK	0	2	1	2	0	2	1	1	0	0	1	10		
7		BD	0	1	2	1	5	1	6	7	4	8	27	62		
8		BT	0	0	0	1	0	0	0	0	0	2	0	3		
9		NP	1	0	2	2	0	1	0	0	1	0	1	8		
10																
11																
12																
13																
14																
15																
16																
17																
18																
19																
20																
21																
22																
23																
24																
25																
26																
27																
28																
29																
30																
31																

The status bar at the bottom shows the file path: "APNIC_Account_Holders Publi/" and the status "Ready".

Next steps

- Extend coverage
 - More stored queries across data
 - Training, meetings, other classes of data
- Feedback to helpdesk@apnic.net
- Please use!
 - There is a link from the reports and statistics section of <http://www.apnic.net> or go directly to
 - <http://stats.apnic.net:8080/o3portal/anonymous.jsp>

Thanks to..

- LACNIC for help with product and guidance
- Ideasoftware for software support
- Frank Salantri APNIC
 - Ongoing data modeling
 - SQL
 - Service deployment and management