

DNSSEC deployment

Hervey Allen
Phil Regnauld
NSRC



Overview

- We will talk about:
 - The problems that DNSSEC addresses
 - The protocol and implementations
 - Things to take into account to deploy DNSSEC
 - The practical problems tied to real-world deployment
- We plan to do a live zone signing demonstration and we will have instructions and tools available so that you may follow along if you have your own laptop with SSH (download Putty if using Windows)

Contents

- Scope of the problem
- DNS reminders
- Basics of DNSSEC
- Deployment & operations
- Issues (what isn't solved) & other aspects
- Status of DNSSEC today
- Live demonstration

What's the problem?

So what are the issues?

DNS Cache Poisoning

- Forgery: respond before the intended nameserver
- Redirection of a domain's nameserver
- Redirection of NS records to another target domain

DNS Hijacking

- Response to non-existent domains
- Rogue DNS servers

These have been spotted in the wild – code IS available...

What's the problem?

What risks ?

- See Dan Kaminsky's slides for the extent of the risks
 - MANY case scenarios
 - MX hijacking
 - Entire domain redirection
 - Take a large .COM offline
 - Complete spoofing of a bank's DNS info
 - More fun stuff
- A great illustrated guide
<http://unixwiz.net/techtips/iguide-kaminsky-dns-vuln.html>

Refresher

DNS reminders

- ISC BIND zone file format is commonly used, and we will use this notation here.

```
zone. SOA nsX.zone. hostmaster.zone.  
      ( 2009022401 ; serial  
      1d           ; refresh  
      12h          ; retry  
      1w           ; expire  
      1h )         ; neg. TTL
```

```
zone.      NS ns.zone.  
          NS ns.otherzone.
```

```
zone.      MX 5 server.otherzone.  
www.zone.  A  1.2.3.4
```

```
...
```

DNS reminders

- Record structure:

NAME	[TTL]	TYPE	DATA (type specific)
-----	-----	-----	-----
host.zone.	3600	A	10.20.30.40
sub.zone.	86400	MX	5 server.otherzone.

DNS reminders

- Multiple resource records with *same name and type* are grouped into Resource Record Sets (RRsets):

mail.zone.	MX	5	server1.zone.	} RRset
mail.zone.	MX	10	server2.zone.	

server1.zone.	A	10.20.30.40	} RRset
server1.zone.	A	10.20.30.41	
server1.zone.	A	10.20.30.42	

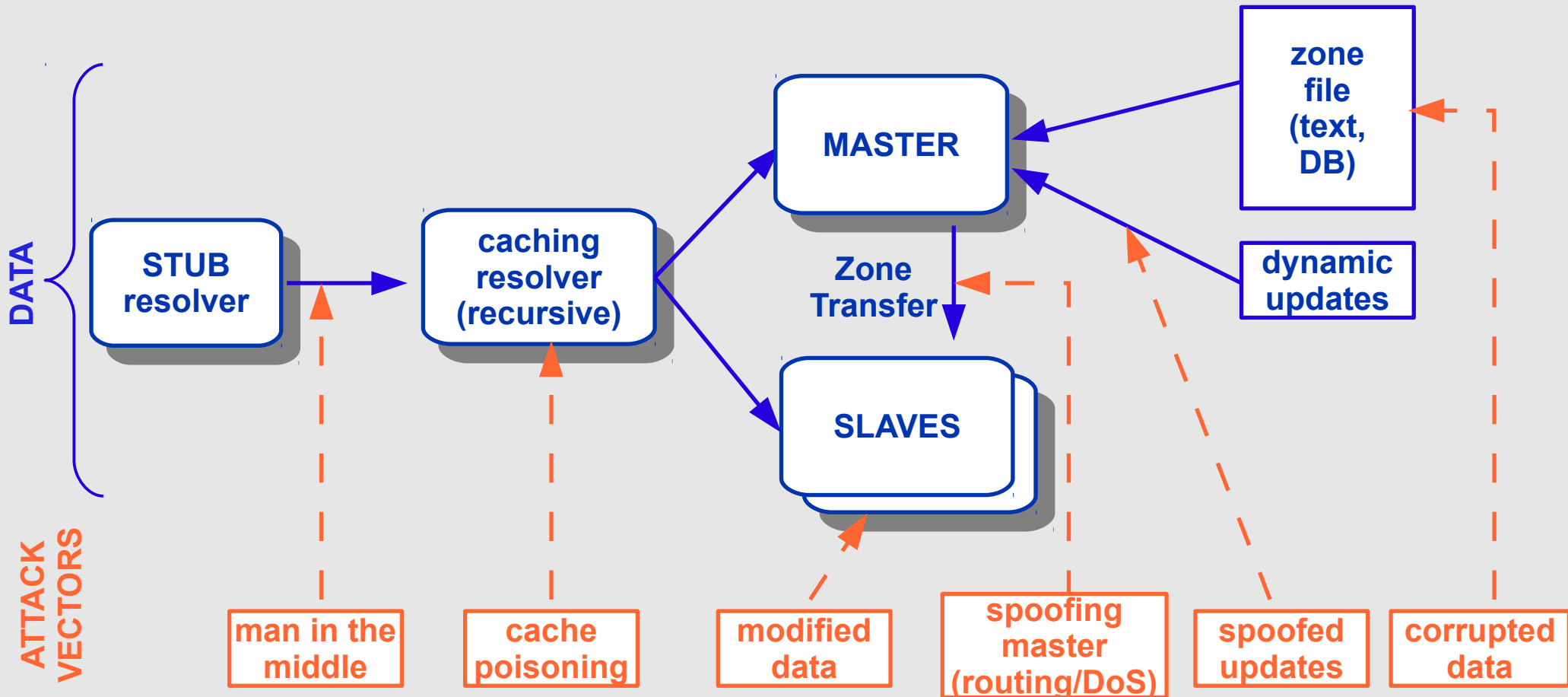
server1.zone.	AAAA	2001:123:456::1	} RRset
server1.zone.	AAAA	2001:123:456::2	

server2.zone.	A	11.22.33.44	} RRset
---------------	---	-------------	---------

DNS points of attack

DNS Data Flow

Points of attack



DNSSEC concepts

Public key cryptography refresher

DNSSEC quick summary

- Data authenticity and integrity by signing the Resource Records Sets with a **private** key
- **Public** DNSKEYs published, used to verify the RRSIGs
- Children sign their zones with their **private** key
 - Authenticity of that key established by signature/checksum by the parent of the (DS) delegation signer record
- Repeat for parent...
- Not that difficult on paper
 - Operationally, it is a bit more complicated

DNSSEC overview

DNS SECURITY extensions

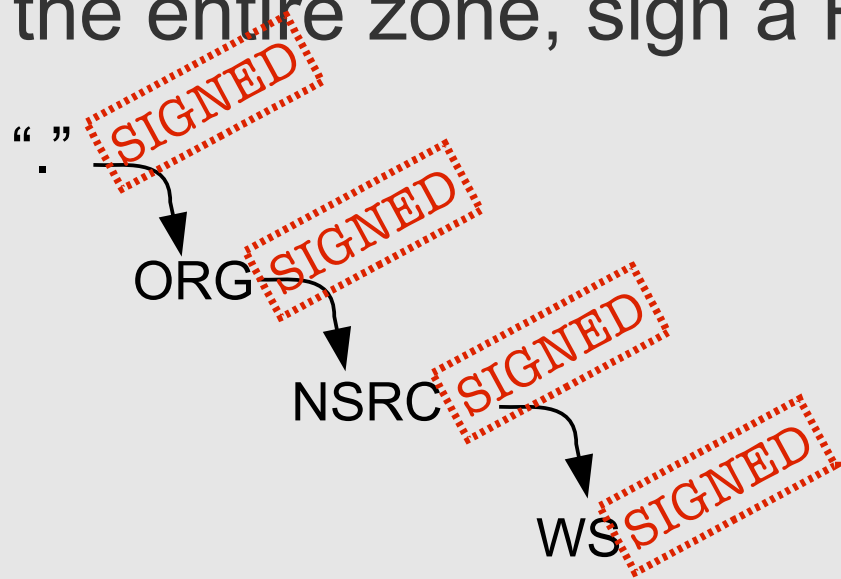
- Concepts
- New Resource Records (DNSKEY, RRSIG, NSEC/NSEC3 and DS)
- New packet options (CD, AD, DO)
- Setting up a Secure Zone
- Delegating Signing Authority
- Key Rollovers

DNSSEC concepts

- Changes DNS trust model from one of "open" and "trusting" to one of "verifiable"
- Extensive use of public key cryptography to provide:
 - Authentication of origin
 - Data integrity
 - Authenticated denial of existence
- No attempt to provide confidentiality
- DNSSEC does not place computational load on the authoritative servers (!= those *signing* the zone)
- No modifications to the core protocol
 - Can coexist with today's infrastructure
 - ... kind of (EDNS0)

DNSSEC concepts

- Build a **chain of trust** using the existing delegation-based model of distribution that is the DNS
- Don't sign the entire zone, sign a RRset



- Note: the parent DOES NOT sign the child zone.
The parent signs a *pointer* (hash) to the *key* used to sign the data of child zone (important!)

New Resource Records

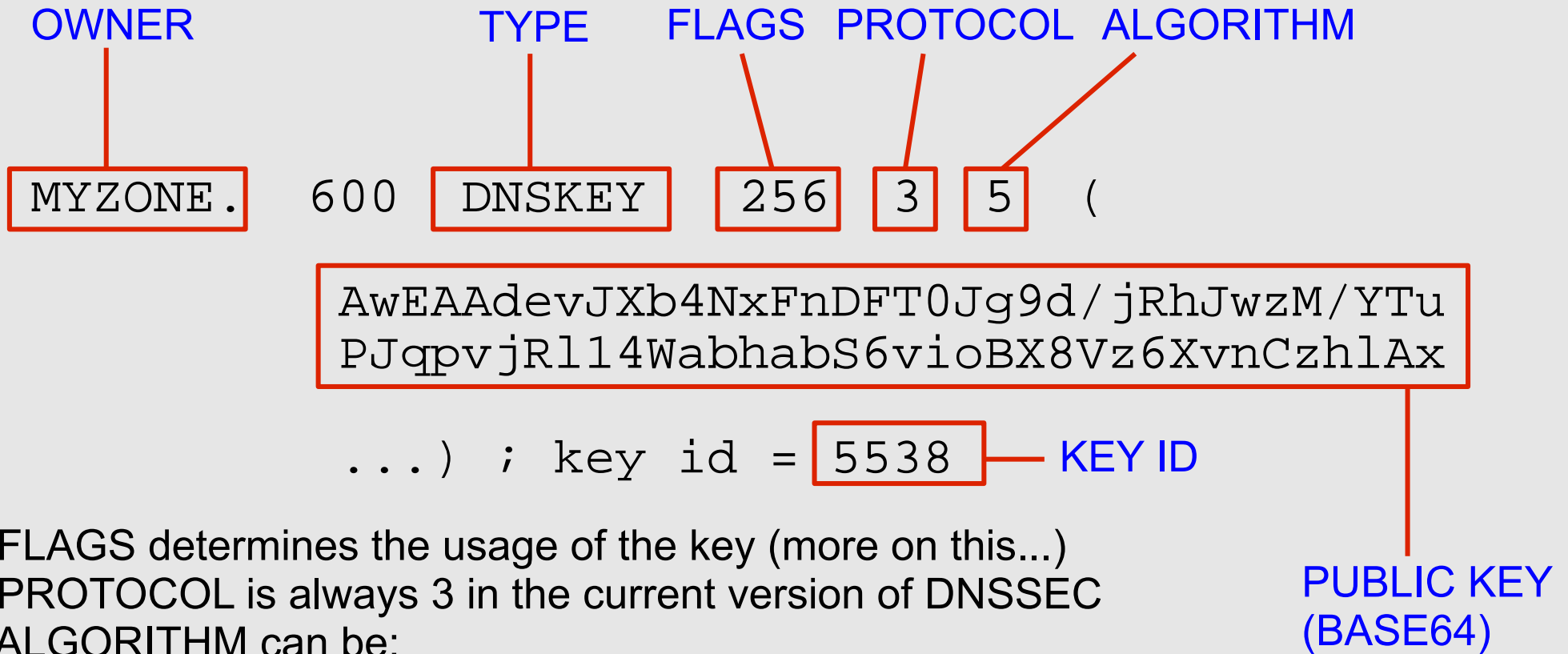
DNSSEC: new RRs

Adds four new DNS Resource Records*:

- 1 DNSKEY:** Public key used in zone signing operations.
- 2 RRSIG:** RRset signature
- 3 NSEC/NSEC3:** Returned as verifiable evidence that the name and/or RR type does not exist
- 4 DS:** Delegation Signer. Contains the *hash* of the public key used to sign the key which itself will be used to sign the zone data. Follow DS RR's until a "trusted" zone is reached (ideally the root).

*See Geoff Huston's excellent discussion at <http://ispcolumn.isoc.org/2006-08/dnssec.html>

DNSSEC: DNSKEY RR



- FLAGS determines the usage of the key (more on this...)
- PROTOCOL is always 3 in the current version of DNSSEC
- ALGORITHM can be:
 - 0 – reserved
 - 1 – RSA/MD5 (deprecated)
 - 2 – Diffie/Hellman
 - 3 – DSA/SHA-1 (optional)
 - 4 – reserved
 - 5 – RSA/SHA-1 (mandatory)
 - 8 – RSA/SHA-256

DNSSEC: DNSKEY RR

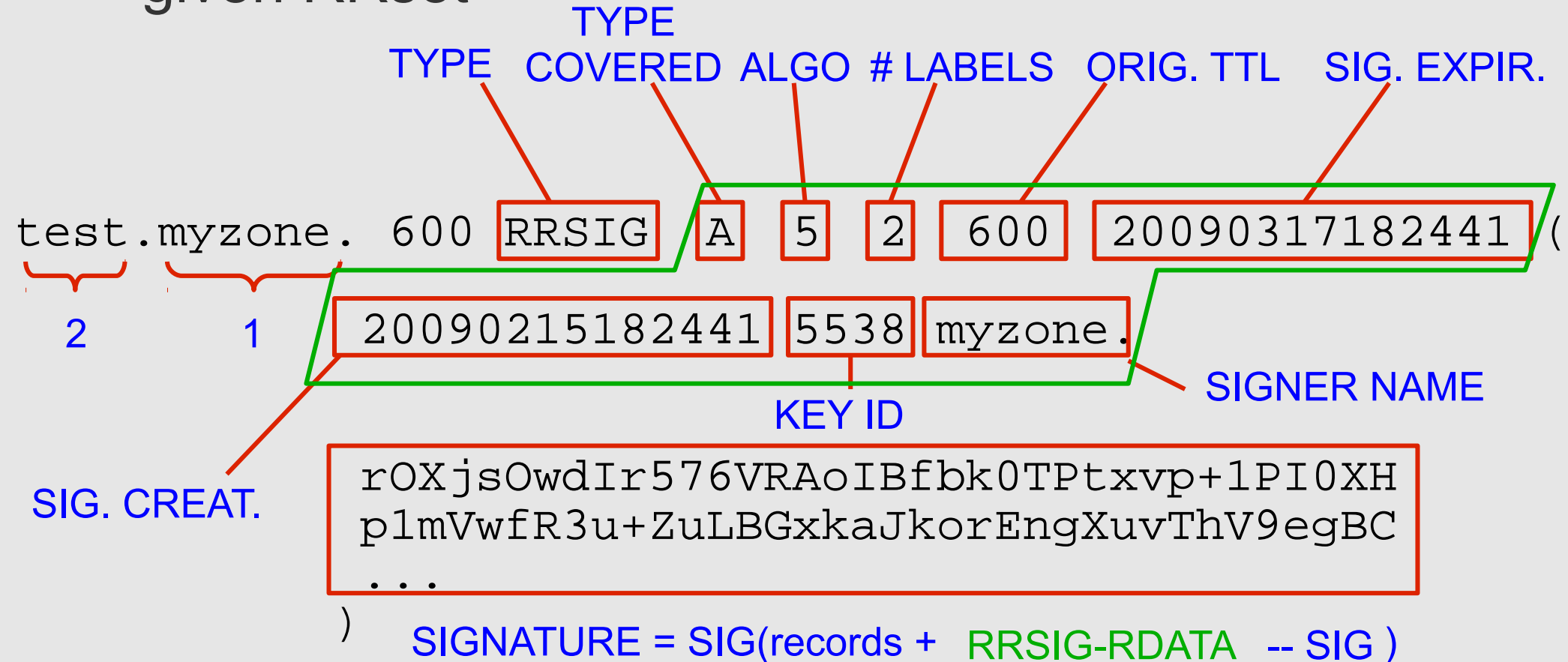
- There are in practice at least **two** DNSKEY pairs for every zone:
 - Originally, **one** key-pair (public, private) defined for the zone:
 - **private** key used to sign the zone data (RRsets)
 - **public** key published (DNSKEY) in zone
 - DS record (DNSKEY hash) published in parent zone, and signed in turn with rest of data
- Problem with using a single key:
 - to update this key, DS record in parent zone needs to be updated (since DS is fingerprint of public key)
 - Introduction of Key Signing Key (flags = **257**)

DNSSEC: KSK and ZSK

- To allow for key updates (“rollovers”), generate two keys:
 - Key Signing Key (KSK)
 - pointed to by parent zone (Secure Entry Point), in the form of DS (Delegation Signer)
 - used to sign the Zone Signing Key (ZSK)
 - Zone Signing Key (ZSK)
 - signed by the Key Signing Key
 - used to sign the zone data RRsets
- This decoupling allows for independent updating of the ZSK without having to update the KSK, and involve the parent – less administrative interaction.

DNSSEC: RRSIG

- Resource Record Signature
 - lists the signatures performed using the ZSK on a given RRset



DNSSEC: RRSIG

- Typical defaults:
 - Signature creation time is *1 hour before*
 - Signature expiration is *30 days from now*
 - Needless to say, proper timekeeping (NTP) is strongly recommended
- What happens when the signatures run out ?
 - SERVFAIL...
 - Your domain effectively disappears from the Internet for validating resolvers
- Note that the *keys do not expire*.
- Therefore, *regular* re-signing is part of the operations process (not only when changes occur)
 - the entire zone doesn't have to be resigned...

DNSSEC: NSEC/NSEC3

- NSEC – proof of non-existence
- Remember, the authoritative servers are serving precalculated records. No on-the-fly generation is done.
 - NSEC provides a pointer to the **Next SECure** record in the chain of records.
 - “there are no other records between this one and the next”, signed.
 - The entire zone is sorted lexicographically:

myzone .

sub.myzone .

test.myzone .

DNSSEC: NSEC/NSEC3

```
myzone. 10800 NSEC test.myzone. NS SOA RRSIG NSEC DNSKEY
```

```
myzone. 10800 RRSIG NSEC 5 1 10800 20090317182441 (
    20090215182441 5538 myzone.
```

```
    ZTYDLeUDMlpsp+IWV8gcUVRkIr7KmkVS5TPH
    KPsvgXCnjnd8qk+ddXlrQerUeho4RTq8CpKV
```

```
    ...
```

```
)
```

- Last NSEC record points back to the first.
- Problem:
 - Zone enumeration (walk list of NSEC records)
 - Yes, DNS shouldn't be used to store sensitive information, but policy requirements vary.

DNSSEC: NSEC/NSEC3

- If the server responds NXDOMAIN:
 - One or more NSEC RRs indicate that the name (or a wildcard expansion) does not exist
- If the server's response is NOERROR:
 - ...and the answer section is empty
 - The NSEC proves that the TYPE did not exist

DNSSEC: NSEC/NSEC3

- What about NSEC3 ?
 - We won't get into details here, but the short story is:
 - Don't sign the name of the Next SECure record, but a *hash* of it
 - Still possible to prove non-existence, *without* revealing name.
 - This is a simplified explanation. RFC 5155 covering NSEC3 is 53 pages long.
 - Also introduces the concept of “opt-out” (see section 6 of the RFC) which has uses for so-called delegation-centric zones with unsigned delegations – in short: don't bother signing RRsets for delegations which you know don't implement DNSSEC.

DNSSEC: DS

- Delegation Signer
- Hash of the **KSK** of the child zone
- Stored in the parent zone, together with the NS RRs indicating a delegation of the child zone
- The DS record for the child zone is signed *together* with the rest of the parent zone data
NS records are *NOT* signed (they are a hint/pointer)

```
myzone. DS 61138 5 1 Digest type 1 = SHA-1, 2 = SHA-256
    F6CD025B3F5D0304089505354A0115584B56D683
myzone. DS 61138 5 2
    CCBC0B557510E4256E88C01B0B1336AC4ED6FE08C826
    8CC1AA5FBF00 5DCE3210
```

```
digest = hash( canonical FQDN on KEY RR | KEY_RR_rdata)
```

DNSSEC: DS

- Two hashes generated by default:
 - 1 SHA-1 MANDATORY
 - 2 SHA-256 MANDATORY
- New algorithms are being standardised upon
- This will happen continually as algorithms are broken/proven to be unsafe

DNSSEC: new fields

- Updates DNS protocol at the packet level
- Non-compliant DNS recursive servers *should* ignore these:
 - **CD**: Checking Disabled (ask recursing server to not perform validation, even if DNSSEC signatures are available and verifiable, i.e.: a Secure Entry Point can be found)
 - **AD**: Authenticated Data, set on the answer by the validating server if the answer could be validated, and the client requested validation
- A new EDNS0 option
 - **DO**: DNSSEC OK (EDNS0 OPT header) to indicate client support for DNSSEC options

Demo: the new records

Security Status of Data

(RFC4035 § 4.3)

- Secure
 - Resolver is able to build a chain of signed DNSKEY and DS RRs from a trusted security anchor to the RRset
- Insecure
 - Resolver knows that it has no chain of signed DNSKEY and DS RRs from any trusted starting point to the RRset
- Bogus
 - Resolver believes that it ought to be able to establish a chain of trust but for which it is unable to do so
 - May indicate an attack but may also indicate a configuration error or some form of data corruption
- Indeterminate
 - Resolver is not able to determine whether the RRset should be signed

Signing a zone...

Enabling DNSSEC

- **Multiple systems involved**

- Stub resolvers
 - Nothing to be done... but more on that later
- Caching resolvers (recursive)
 - Enable DNSSEC validation
 - Configure trust anchors manually, or use DLV
- Authoritative servers
 - Enable DNSSEC logic (if required)
 - Signing & serving need not be performed on same machine
 - Signing system can be offline

Signing the zone

1. Generate keypairs
2. Include public DNSKEYs in zone file
3. Sign the zone using the secret key ZSK
4. Publishing the zone
5. Push DS record up to your parent
6. Wait...

1. Generating the keys

```
# Generate ZSK
```

```
dnssec-keygen -a rsasha1 -b 1024 -n ZONE myzone
```

```
# Generate KSK
```

```
dnssec-keygen -a rsasha1 -b 2048 -n ZONE -f KSK myzone
```

This generates 4 files:

```
Kmyzone.+005+id_of_zsk.key
```

```
Kmyzone.+005+id_of_zsk.private
```

```
Kmyzone.+005+id_of_ksk.key
```

```
Kmyzone.+005+id_of_ksk.private
```

2. Including the keys into the zone

Include the DNSKEY records for the ZSK and KSK into the zone, to be signed with the rest of the data:

```
cat Kmyzone*key >>myzone
```

or add to the end of the zone file:

```
$INCLUDE "Kmyzone.+005+id_of_zsk.key"
```

```
$INCLUDE "Kmyzone.+005+id_of_ksk.key"
```

3. Signing the zone

Sign your zone

```
# dnssec-signzone myzone
```

- dnssec-signzone will be run with all defaults for signature duration, the serial will not be incremented by default, and the private keys to use for signing will be automatically determined.
- Signing will:
 - Sort the zone (lexicographically)
 - Insert:
 - NSEC records
 - RRSIG records (signature of each RRset)
 - DS records from child keyset files (for parent)
 - Generate key-set and DS-set files, to be communicated to the parent

3. Signing the zone (2)

- Since version 9.7.0, BIND can automatically sign/re-sign your zone
 - Makes life much easier
 - Key generation, management & rollover still needs to be done separately

4. Publishing the signed zone

- Publish signed zone by reconfiguring the nameserver to load the signed zonefile.
- ... but you still need to communicate the DS RRset in a secure fashion to your parent, otherwise no one will know you use DNSSEC

5. Pushing DS record to parent

- Need to securely communicate the KSK derived DS record set to the parent
 - RFCs 4310, 5011
- ... but what if your parent *isn't* DNSSEC-enabled ?

Enabling DNSSEC in the resolver

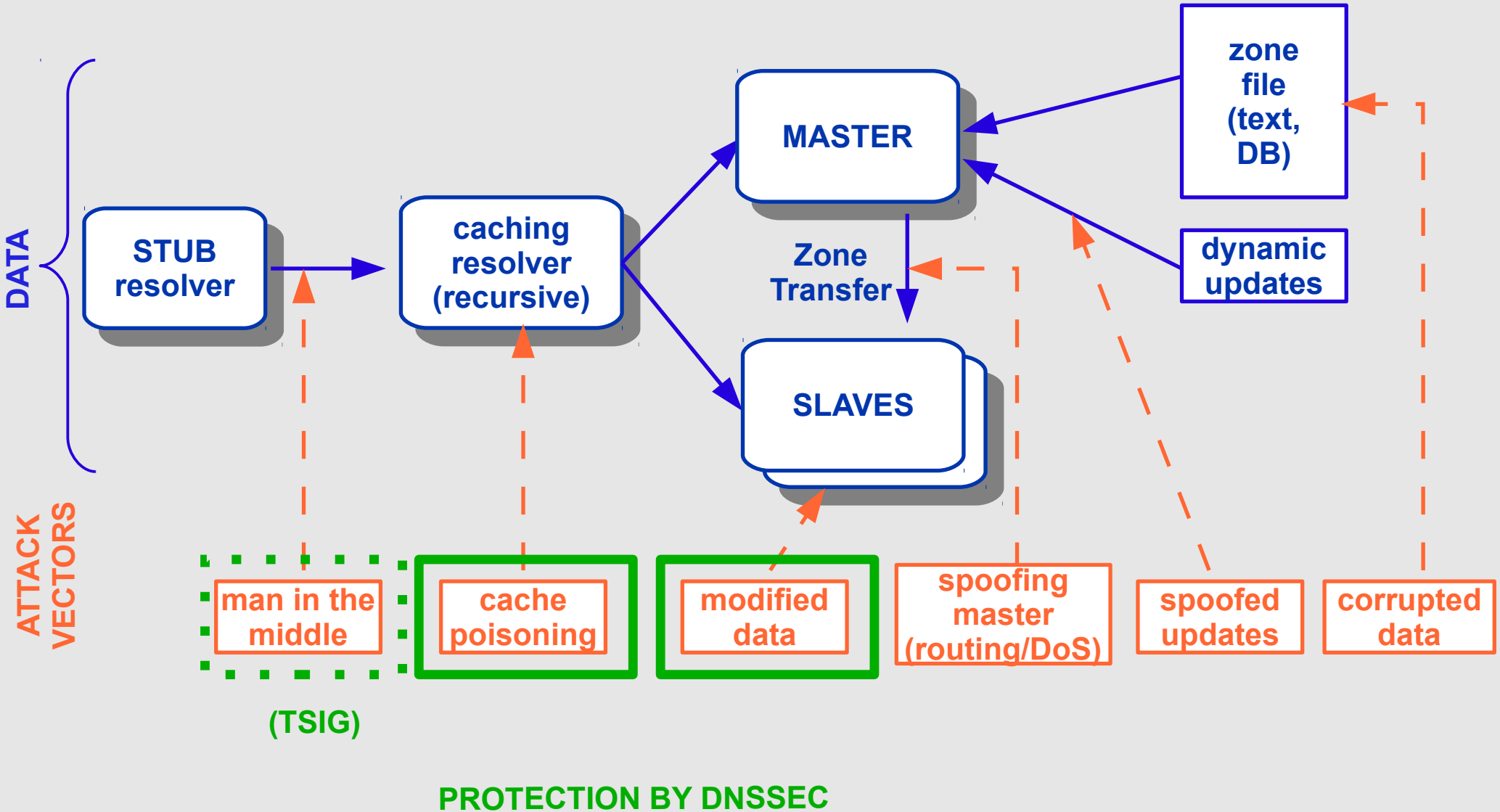
- Configure forwarding resolver to validate DNSSEC
 - not strictly necessary, but useful if only to verify that your zone works
- Test...
- Remember, validation is only done in the resolver.

Summary

- Generating keys
- Signing and publishing the zone
- Resolver configuration
- Testing the secure zone

Questions so far ?

So, what does DNSSEC protect ?



What doesn't it protect ?

- Confidentiality
 - The data is not encrypted
- Communication between the stub resolver (i.e: your OS/desktop) and the caching resolver.
 - For this, you would have to use TSIG, SIG(0), or you will have to trust your resolver
 - It performs all validation on your behalf

Why the long timeframe ?

Many different reasons...

- It's "complicated". Not much best practice. More and more tools are appearing. Operational experience is the keyword.
- Risks of failure (failure to sign, failure to update) which will result in your zone disappearing
- Specification has changed several times since the 90s
- NSEC Allows for zone enumeration.
- Until Kaminsky, DNSSEC looked like a solution looking for a problem
- Delay in getting the root signed (politics)

Delegating Signing Authority

Walking the Chain of Trust (slide courtesy RIPE)

Locally Configured

```
Trusted Key . 8907
```

(root) .

```
.          DNSKEY (...) 5TQ3s... (8907) ; KSK
          DNSKEY (...) 1asE5... (2983) ; ZSK

          RRSIG DNSKEY (...) 8907 . 69Hw9...

net.      DS      7834 3 1ab15...
          RRSIG   DS (...) . 2983
```

net.

```
net.      DNSKEY (...) q3dEw... (7834) ; KSK
          DNSKEY (...) 5TQ3s... (5612) ; ZSK

          RRSIG DNSKEY (...) 7834 net.  cMas...

apricot.net. DS    4252 3 1ab15...
          RRSIG  DS (...) net. 5612
```

apricot.net.

```
apricot.net. DNSKEY (...) rwx002... (4252) ; KSK
            DNSKEY (...) sovP42... (1111) ; ZSK

            RRSIG DNSKEY (...) 4252 apricot.net. 5t...

www.apricot.net. A 202.12.29.5
                RRSIG A (...) 1111 apricot.net. a3...
```

DNSSEC Deployment & Operations

Signature expiration

- Signatures are per default 30 days (BIND)
- Need for regular resigning:
 - To maintain a constant window of validity for the signatures of the *existing* RRset
 - To sign *new* and *updated* RRsets
- Who does this ?
- The keys themselves do NOT expire...
 - But they do need to be rolled over...

Key Rollovers

- Try to minimise impact
 - Short validity of signatures
 - Regular key rollover
- Remember: DNSKEYs do not have timestamps
 - the RRSIG over the DNSKEY has the timestamp
- Key rollover involves second party or parties:
 - State to be maintained during rollover
 - Operationally expensive
- There is a standard for this: RFC5011 – BIND 9.7 supports
- See <http://www.potaroo.net/ispcol/2010-02/rollover.html>

Key Rollovers

- Two methods for doing key rollover
 - pre-publish
 - double signature
- KSK and ZSK rollover use different methods (courtesy [DNSSEC-Tools.org](https://www.dnssec-tools.org/))

Key Rollovers

- **ZSK Rollover Using the Pre-Publish Method**
 1. wait for old zone data to expire from caches (TTL)
 2. sign the zone with the KSK and published ZSK
 3. wait for old zone data to expire from caches
 4. adjust keys in key list and sign the zone with new ZSK

Key Rollovers

- **KSK Rollover Using the Double Signature Method**
 1. wait for old zone data to expire from caches
 2. generate a new (published) KSK
 3. wait for the old DNSKEY RRset to expire from caches
 4. roll the KSKs
 5. transfer new DS keyset to the parent
 6. wait for parent to publish the new DS record
 7. reload the zone

Automated toolkits

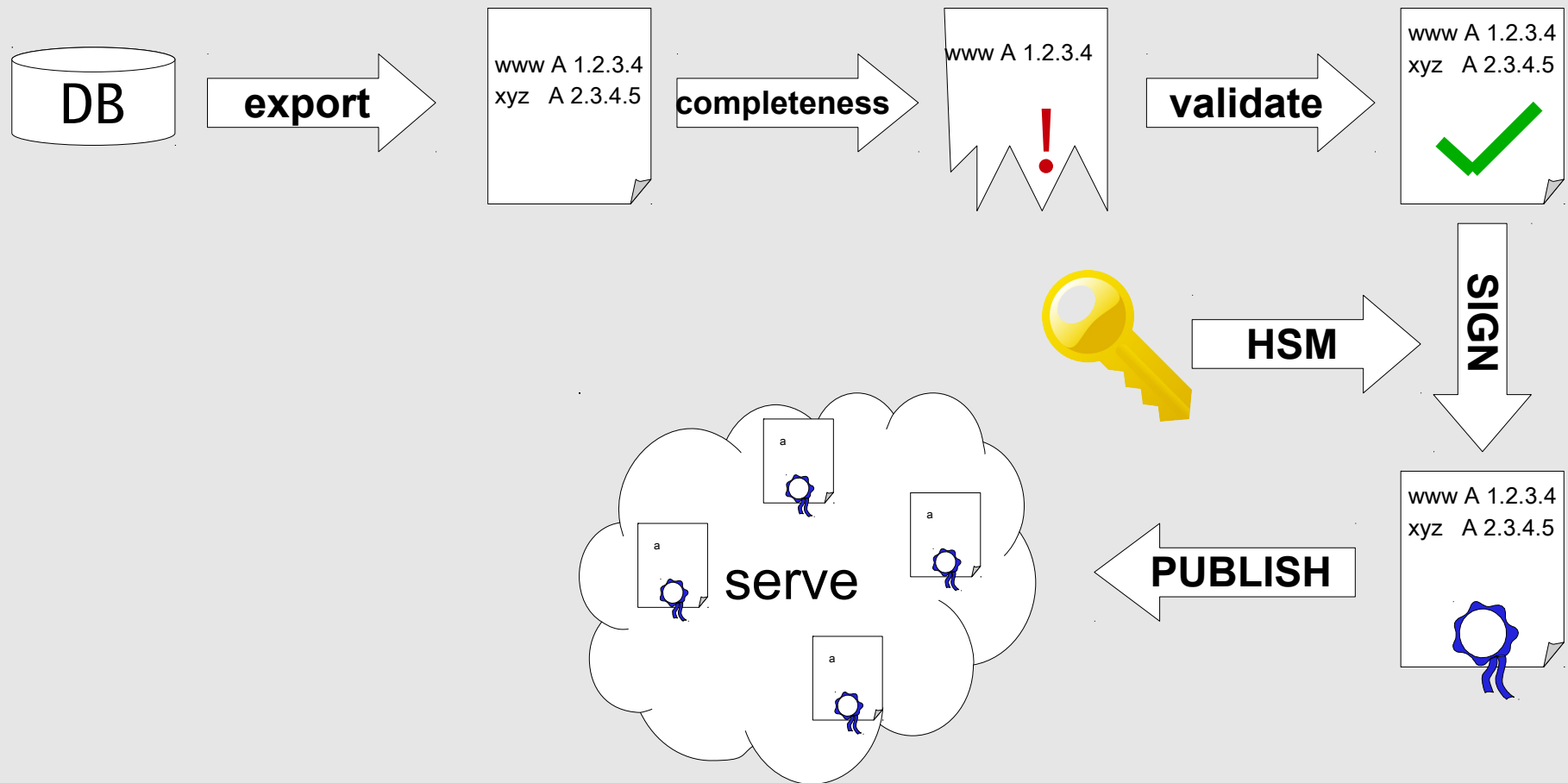
- Luckily, a number of toolkits already exist to make DNSSEC operations as smooth as possible
- Doesn't solve all problems yet, such as interaction with parent and children (DS management, ...), but take care of all the rough edges of running a PKI (yes, that's what it is...)
- <http://www.dnssec.net/software>
 - www.opendnssec.org
 - www.dnssec-tools.org
 - http://www.ripe.net/projects/disi/dnssec_maint_tool/
 - <http://www.hznet.de/dns/zkt/>
 - ...

What does it take to deploy DNSSEC ?

- A DPS (DNSSEC Policy & Practice Statement)
 - <http://tools.ietf.org/html/draft-ietf-dnsop-dnssec-dps-framework-03>
 - Details the design, implementation, methods and practices governing the operation of a DNSSEC signed zone
 - Helps external parties review/scrutinize the process and evaluate the trustworthiness of the system.
- A thorough understanding of DNS
- Existing operational framework in which to insert the DNSSEC process
 - much larger chance of shooting one self in the foot if the organisation doesn't have proper operational procedures in the first place.

What does it take to deploy DNSSEC ? (2)

- Monitoring



Physical security

- HSM – Hardware Security Module

Quick explanation

Deployment hurdles and other issues

Lack of operational experience...

Everyone talks about DNSSEC

- ... but few people have real hands-on experience with day-to-day operations
- One can't just turn DNSSEC on and off
 - stopping to sign a zone isn't enough
 - parent needs to stop publishing DS record + signatures
- Failure modes are fairly well known, but recovery procedures cumbersome and need automated help

DS publication mechanisms

Standardized way to communicate DS to parent, but not widely deployed, or different method used

- SSL upload ?
- PGP/GPG signed mail ?
- EPP extension (RFC4310)
- Remember, this should happen reliably
- Redelegation or change of registrant when the zone is signed
 - Share the key during the transition ?
 - Turn off DNSSEC for the time ?
 - What if the original administrator is not cooperative ?
 - Policy issues

EDNS0 and broken firewalls, DNS servers

DNSSEC implies EDNS0

- Larger DNS packets means > 512 bytes
 - EDNS0 not always recognized/allowed by firewall
 - TCP filtering, overzealous administrators..
-
- Many hotel network infrastructures (maybe this one as well) do not allow DNSSEC records through

Application awareness

This could be a long term pain...

- Application's knowledge of DNSSEC ... is non-existent
 - Users cannot see why things failed
 - Push support questions back to network staff
 - Compare with SSL failures (for users who can read...)
- There are APIs – currently 2
 - <http://tools.ietf.org/id/draft-hayatnagarkar-dnsexst-validator-api-07.txt>
 - <http://www.unbound.net/documentation/index.html>
 - Firefox plugin example (pullup from DNS layer to user)
 - What if applications explicitly set +CD ?

Securing the last link

- Stub resolvers remain open to man in the middle attacks
 - Not many ways around this
 - Either trust your resolver, or use TSIG
 - How to distribute keys ? (MS uses GSS-TSIG with Kerberos)
 - Resolvers not designed handled hundreds of thousands of clients with TSIG signing
 - SIG(0) does not scale either
 -